



# **RIMT**

---

# **UNIVERSITY**

**Study Scheme & Syllabus**

**For**

**BFA (Painting)**


**(First to Eight Semester)**

**ProgramCode: FAP 301**

**(W.e.f. Session 2019-20)**

## TABLE OF CONTENTS

S. No	Content	Page No.
1	<b>Section1:</b> Vision and Mission of University	1
2	<b>Section2:</b> Vision and Mission of the department	2
3	<b>Section3:</b> About the Program	3
4	<b>Section4:</b> Program Educational Objectives (PEOs), Program Outcomes (Pos) and Program Specific Outcomes (PSOs)	4
5	<b>Section5:</b> Curriculum/ Scheme with Examination Scheme	6
6	<b>Section6:</b> Detailed Syllabus with course outcomes	13



L-Lecture

T-Tutorial

P-Practical

The Breakup for internal evaluation (40Marks) is as follows:

1. Mid Semester Exams: 20
2. Assignment: 10
3. Attendance: 5
4. Class Participation: 5

Note: For Evaluation scheme ordinance number 8 “Regulation for Academic Evaluation” RIMT University.

## Section5

### Curriculum/Scheme with Examination Grading Scheme

#### Semester wise summary of the programme: BFA (Painting)

S. No.	Semester	No. of Contact Hours	Marks	Credits
1	I	36	800	20
2	II	30	800	17
3	III	28	800	17
4	IV	30	800	18
5	V	32	800	20
6	VI	32	800	19
7	VII	30	800	18
8	VIII	28	800	17
<b>Total</b>		<b>246</b>	<b>6400</b>	<b>146</b>



L-Lecture

T-Tutorial

P-Practical

The Breakup for internal evaluation (40Marks) is as follows:

1. Mid Semester Exams: 20
2. Assignment: 10
3. Attendance: 5
4. Class Participation: 5

Note: For Evaluation scheme ordinance number 8 "Regulation for Academic Evaluation" RIMT University.

## Examination Grading Scheme

Marks Percentage Range	Grade	Grade Point	Qualitative Meaning
80-100	O	10	Outstanding
70-79	A+	9	Excellent
60-69	A	8	Very Good
55-59	B+	7	Good
50-54	B	6	Above Average
45-49	C	5	Average
40-44	P	4	Fail
0-39	F	0	Fail
Absent	AB	0	Fail

**Percentage Calculation: CGPA \*10**



L-Lecture

T-Tutorial

P-Practical

The Breakup for internal evaluation (40Marks) is as follows:

1. Mid Semester Exams: 20
2. Assignment: 10
3. Attendance: 5
4. Class Participation: 5

Note: For Evaluation scheme ordinance number 8 "Regulation for Academic Evaluation" RIMT University.


## RIMT UNIVERSITY MANDI GOBINDGARH, PUNJAB

### VISION

To become one of the most preferred learning places and a centre of excellence to promote and nurture future leaders who would facilitate the desired change in the society.

### MISSION

- To impart teaching and learning through cutting-edge technologies supported by the world class infrastructure
- To empower and transform young minds into capable leaders and responsible citizens of India instilled with high ethical and moral values.



L-Lecture

T-Tutorial

P-Practical

The Breakup for internal evaluation (40Marks) is as follows:

1. Mid Semester Exams: 20
2. Assignment: 10
3. Attendance: 5
4. Class Participation: 5

Note: For Evaluation scheme ordinance number 8 “Regulation for Academic Evaluation” RIMT University.

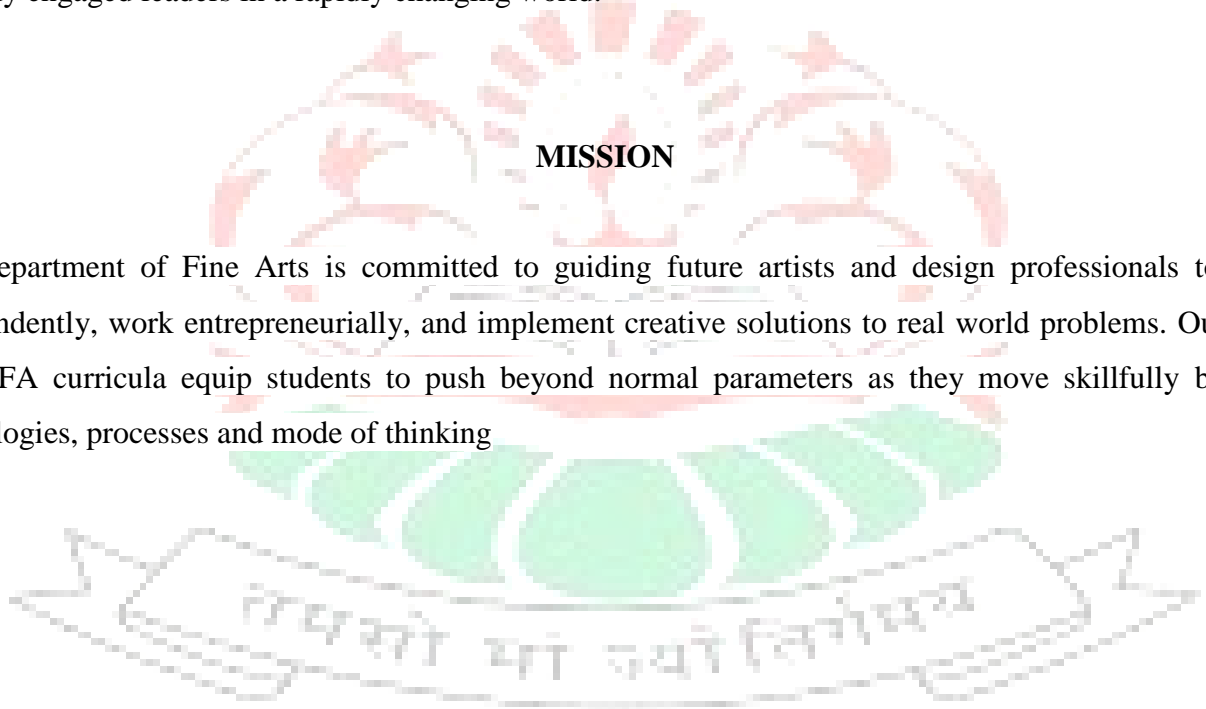
## DEPARTMENT OF BACHELOR OF FINE ARTS

### VISION

The department seeks to become an international model for art and design programs within a public research university that stresses cross – disciplinary activities. We envision students as agile, flexible thinkers and civically engaged leaders in a rapidly changing world.

### MISSION

The Department of Fine Arts is committed to guiding future artists and design professionals to think independently, work entrepreneurially, and implement creative solutions to real world problems. Our BFA and MFA curricula equip students to push beyond normal parameters as they move skillfully between technologies, processes and mode of thinking



L-Lecture

T-Tutorial

P-Practical

The Breakup for internal evaluation (40Marks) is as follows:

1. Mid Semester Exams: 20
2. Assignment: 10
3. Attendance: 5
4. Class Participation: 5

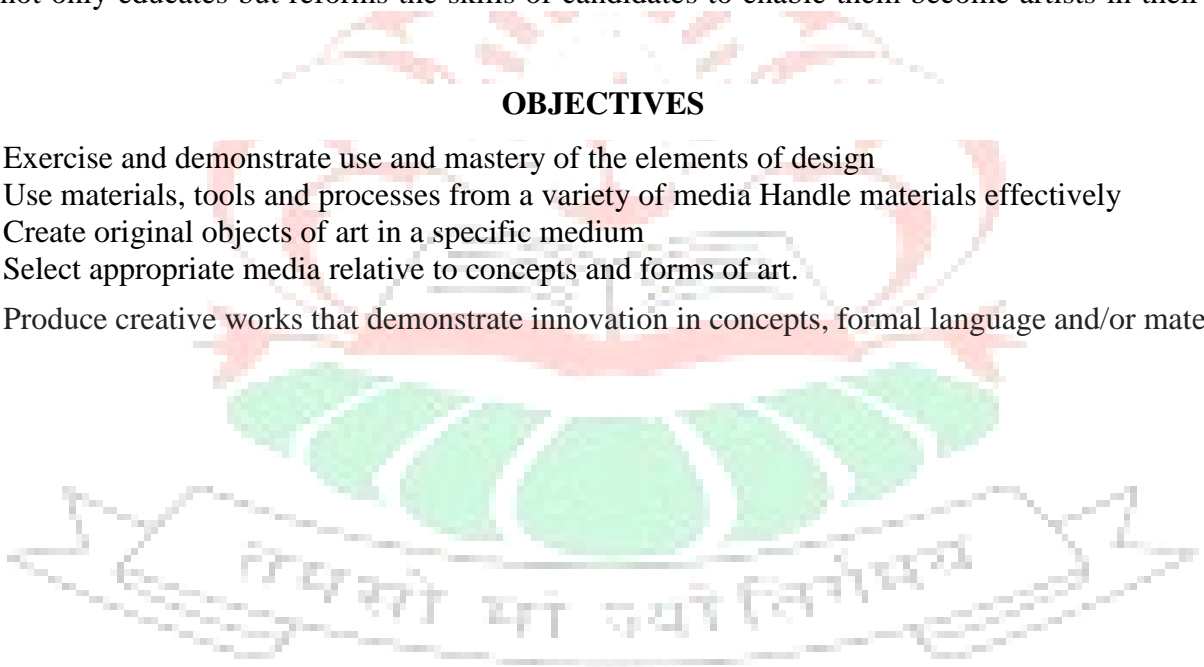
Note: For Evaluation scheme ordinance number 8 “Regulation for Academic Evaluation” RIMT University.

## ABOUT THE PROGRAM

The program will promote the development of artistic skills, the expression of creative processes, and an informed awareness of how art practice intersects with current visual, cultural and societal concerns. A BFA course not only educates but reforms the skills of candidates to enable them become artists in their chosen field.

## OBJECTIVES

1. Exercise and demonstrate use and mastery of the elements of design
2. Use materials, tools and processes from a variety of media Handle materials effectively
3. Create original objects of art in a specific medium
4. Select appropriate media relative to concepts and forms of art.
5. Produce creative works that demonstrate innovation in concepts, formal language and/or materials



L-Lecture

T-Tutorial

P-Practical

The Breakup for internal evaluation (40Marks) is as follows:

1. Mid Semester Exams: 20
2. Assignment: 10
3. Attendance: 5
4. Class Participation: 5

Note: For Evaluation scheme ordinance number 8 “Regulation for Academic Evaluation” RIMT University.

## BFA PROGRAM

### ART & DESIGN

#### PROGRAM EDUCATION OBJECTIVES

The PEOs are **broad statements** that describe the career and professional accomplishments that the program is preparing its graduates to achieve in two years subsequent to receiving the degree. The PEOs of the 'BFA Painting' program are as follows:

<b>PEO1</b>	Demonstrate critical thinking in art, design, and theory through innovative approaches to their field.
<b>PEO2</b>	Demonstrate significant technical skills, techniques, processes and choose materials appropriate for their major emphasis area.
<b>PEO3</b>	To provide a strong philosophical and historical foundation of the visual arts and its impact on contemporary social and visual arts
<b>PEO4</b>	BFA Painting graduates also learn about the new software related to designing and texturing
<b>PEO5</b>	Perform critical and creative thinking skills, generating innovative ideas.

#### PROGRAM OUTCOMES

<b>PO 1</b>	<b>Creative Process:-</b> Student will also made aware of the various art forms. Students will be able to use a variety of brainstorming techniques to generate novel ideas of value to solve problems.
<b>PO 2</b>	<b>Critical Language Abilities:-</b> Through speaking, reading, and Writing, students will become fluent in the discourses of painting. They will be able to think critically and put into language their own sensory experiences that emerge from an in person Encounter with an artwork.
<b>PO 3</b>	
<b>PO 4</b>	<b>Knowledge of Medium and Materials:</b> Student are expected to show, through their chosen mediums, intimate knowledge of Materials, tools & Techniques appropriate to professional practice.
<b>PO 5</b>	<b>Development of skill &amp; Technique:-</b> Students will have sufficient mastery of one or more media to complete the technical and formal challenges pertinent to a body of original work.

L-Lecture

T-Tutorial

P-Practical

The Breakup for internal evaluation (40Marks) is as follows:

1. Mid Semester Exams: 20
2. Assignment: 10
3. Attendance: 5
4. Class Participation: 5

Note: For Evaluation scheme ordinance number 8 "Regulation for Academic Evaluation" RIMT University.



<b>PO 6</b>	<b>Analyze historical styles and visual traditions:-</b> Demonstrate knowledge of selected objects within their cultural and historical contexts.
<b>PO 7</b>	<b>Knowledge about history of art:-</b> Demonstrate a comprehensive understanding of the history of the history of art and aesthetics theoretically.
<b>PO 8</b>	<b>Theoretical knowledge:-</b> Student would gain the theoretical knowledge of studio, printing, Perspective Drawing, outdoor scene , landscapes.
<b>PO 9</b>	Demonstrate the ability to navigate the art market and professional art world, including the ability to identify opportunities for exhibiting, publishing, and selling their work.
<b>PO 10</b>	Develop the ability to reflect on their artistic practice and engage in self-assessment, and the ability to set goals and develop strategies for achieving those goals.
<b>PO 11</b>	Develop a strong sense of community and collaboration with peers and other artists, and demonstrate the ability to engage in constructive critique and dialogue about their work.
<b>PO 12</b>	Demonstrate proficiency in professional practices related to painting, including portfolio development, artist statements, self-promotion, and exhibition practices.

### PROGRAM SPECIFIC OUTCOMES

<b>PSO1</b>	This course emphasizes on a student’s imaginative engagement with the world to understand visual elements and various principles of art. The primary focus in foundation course is on creating awareness in the students about the use of art materials and technical processes which are used in creating visual art and ideas.
<b>PSO2</b>	BFA Painting also has periodic assignment work which includes painting and sketching various nature and still life art forms and aesthetics using oil and acrylic as well as enhancing and prosper through his or her art style and form.
<b>PSO3</b>	Develop and implement effective written, oral, and exhibition presentation skills in a logical and persuasive manner to ensure success in future research, teaching, supervisory, and mentoring roles.
<b>PSO4</b>	This course emphasizes on a student’s imaginative engagement with the world to understand visual elements and various principles of art. The primary focus in foundation course is on creating awareness in the students about the use of art materials and technical processes which are used in creating visual art and ideas.
<b>PSO5</b>	Develop the ability to collaborate and work effectively with other artists, professionals, and stakeholders, and contribute to collaborative projects and initiatives.

L-Lecture

T-Tutorial

P-Practical

The Breakup for internal evaluation (40Marks) is as follows:

1. Mid Semester Exams: 20
2. Assignment: 10
3. Attendance: 5
4. Class Participation: 5

Note: For Evaluation scheme ordinance number 8 “Regulation for Academic Evaluation” RIMT University.

<b>Program : B.F.A (Foundation Course) 2018</b> <b>Department : Department of Fine Arts</b> <b>Year : 1 (Semester 1)</b>																
Teaching Scheme					Contact Hours/Week			Exam Duration (Hrs.)		Relative Weights (%)						
S.No	Subject Code	Course Title	Subject Area	Credits	L	T	P	Theory	Practical	CWA	LWA	MTE	ETE	ETPE	TOTAL	
1	BFA1101	Visualization and Representation -I	Practical	2	-	-	4	-	4	-	60	-	-	40	100	
2	BFA1102	Indian Culture and Arts- I	Theory	2	2	-	-	3	-	16	-	24	60	-	100	
3	BFA1103	Clay Modeling-I	Practical	3	-	-	6	-	6	-	60	-	-	40	100	
4	BFA1104	Basic Communication skills - I	Theory	2	2	-	-	3	-	16	-	24	60	-	100	
5	BFA1105	Still Life- I	Practical	2	-	-	4	-	6	-	60	-	-	40	100	
6	BFA1106	Basic Computer -I	Practical	4	-	-	8	-	3	-	60	-	-	40	100	
7	BFA1107	Print Making-I	Practical	3	-	-	6	-	6	-	60	-	-	40	100	
8	BFA1108	Integrated Project- I	Generic subject	2	-	-	4	-	2	-	60	-	-	40	100	
		Total		20	4	-	32	-	-	32	360	48	120	240	800	

\* Subject Code will be allotted by Director Office

L-Lecture

T-Tutorial

P-Practical

The Breakup for internal evaluation (40Marks) is as follows:

1. Mid Semester Exams: 20
2. Assignment: 10
3. Attendance: 5
4. Class Participation: 5

Note: For Evaluation scheme ordinance number 8 "Regulation for Academic Evaluation" RIMT University.

Program : B.F.A (Foundation Course) Department : Department of Fine Arts Year : 1 (Semester 2)															2018
Teaching Scheme					Contact Hours/Week			Exam Duration (Hrs.)		Relative Weights (%)					TOTAL
S.No	Subject Code	Course Title	Subject Area	Credits	L	T	P	Theory	Practical	CWA	LWA	MTE	ETE	ETPE	
1	BFA1201	Visualization and Representation-II	Practical	2	-	-	4	-	3	-	60	-	-	40	100
2	BFA1202	Indian Culture and Arts- II	Theory	2	2	-	-	3	-	6	-	4	60	-	100
3	BFA1203	Clay Modeling-II	Practical	3	-	-	6	-	6	-	60	-	-	40	100
4	BFA1204	Advance Communication Skill - II	Theory	2	2	-	-	3	-	6	-	4	60	-	100
5	BFA1205	Photography - I	Practical	2	-	-	4	-	6	-	60	-	-	40	100
6	BFA1206	Basic Computer	Practical	2	-	-	4	-	3	-	60	-	-	40	100
7	BFA1207	Drawing And Painting - I	Practical	3	-	-	6	-	6	-	60	-	-	40	100
8	BFA1208	Integrated Project- II	Generic subject	1	-	-	2	-	2	-	60	-	-	40	100
Total				17	4	-	6	-	-	32	360	48	120	240	800

\* Subject Code will be allotted by Director Office

L-Lecture

T-Tutorial

P-Practical

The Breakup for internal evaluation (40Marks) is as follows:

1. Mid Semester Exams: 20
2. Assignment: 10
3. Attendance: 5
4. Class Participation: 5

Note: For Evaluation scheme ordinance number 8 "Regulation for Academic Evaluation" RIMT University.

Program : B.F.A (Painting) Department : Department of Fine Arts Year : 2 (Semester- 3)															2018
Teaching Scheme					Contact Hours/Week			Exam Duration (Hrs.)		Relative Weights (%)					TOTAL
S.No	Subject Code	Course Title	Subject Area	Credits	L	T	P	Theory	Practical	CWA	LWA	MTE	ETE	ETPE	
1	BFAP2301	Ancient Indian Art	Theory	2	2	-	-	3	-	16	-	24	60	-	100
2	BFAP2302	Aesthetics-I	Theory	2	2	-	-	3	-	16	-	24	60	-	100
3	BFAP2303	Method and Materials-I	Theory	2	2	-	-	3	3	16	-	24	60	-	100
4	BFAP2304	Professional Communication	Practical	2	-	-	4	-	2	-	60	-	-	40	100
5	BFAP2305	Drawing/Portrait	Practical	3	-	-	6	-	6	-	60	-	-	40	100
6	BFAP2306	Digital Representation-I	Practical	2	-	-	4	-	6	-	60	-	-	40	100
7	BFAP2307	Creative Painting	Practical	3	-	-	6	-	6	-	60	-	-	40	100
8	BFAP2308	Integrated Project- III	Generic subject	1	-	-	2	-	2	-	60	-	-	40	100
<b>Total</b>				<b>17</b>	<b>6</b>	<b>-</b>	<b>22</b>	<b>-</b>	<b>-</b>	<b>48</b>	<b>300</b>	<b>72</b>	<b>180</b>	<b>200</b>	<b>800</b>

\* Subject Code will be allotted by Director Office

L-Lecture

T-Tutorial

P-Practical

The Breakup for internal evaluation (40Marks) is as follows:

1. Mid Semester Exams: 20
2. Assignment: 10
3. Attendance: 5
4. Class Participation: 5

Note: For Evaluation scheme ordinance number 8 "Regulation for Academic Evaluation" RIMT University.

Program : B.F.A (Painting) <span style="float: right;">2018</span> Department : Department of Fine Arts Year : 3 (Semester- 4)															
Teaching Scheme				contact Hours/Week			Exam Duration (Hrs.)		Relative Weights (%)						
S.No	Subject Code	Course Title	Subject Area	Credits	L	T	P	Theory	Practical	CWA	LWA	MTE	ETE	ETPE	TOTAL
1	BFAP2401	European art	Theory	2	2	-	-	3	-	16	-	24	60	-	100
2	BFAP2402	Aesthetics-II	Theory	2	2	-	-	3	-	16	-	24	60	-	100
3	BFAP2403	Method and Materials -II	Theory	2	2	-	-	-	3	16	-	24	60	-	100
4	BFAP2404	Verbal Communication	Practical 1	2	-	-	4	-	2	-	60	-	-	40	100
5	BFAP2405	Digital Representation - II	Practical 1	2	-	-	4	-	2	-	60	-	-	40	100
6	BFAP2406	Drawing Full Figure	Practical 1	3	-	-	6	-	6	-	60	-	-	40	100
7	BFAP2407	Creative &Figurative Composition	Practical 1	4	-	-	8	-	6	-	60	-	-	40	100
8	BFAP2408	Integrated Project- IV	Generic subject	1	-	-	2	-	2	-	60	-	-	40	100
<b>Total</b>				<b>18</b>	<b>6</b>	<b>-</b>	<b>4</b>	<b>-</b>	<b>-</b>	<b>48</b>	<b>300</b>	<b>72</b>	<b>180</b>	<b>200</b>	<b>800</b>

\* Subject Code will be allotted by Director Office

L-Lecture

T-Tutorial

P-Practical

The Breakup for internal evaluation (40Marks) is as follows:

1. Mid Semester Exams: 20
2. Assignment: 10
3. Attendance: 5
4. Class Participation: 5

Note: For Evaluation scheme ordinance number 8 “Regulation for Academic Evaluation” RIMT University.

**Program : B.F.A (Painting)**  
**Department : Department of Fine Arts**  
**Year : 3 (Semester- 5)**

Teaching Scheme				Contact Hours/Week			Exam Duration(Hr)		Relative Weights (%)						
S.No	Subject Code	Course Title	Subject Area	Credits	L	T	P	Theory	Practical	CWA	LWA	MTE	ETE	ETPE	TOTAL
1	BFAP3501	History & Appreciation of Art-I	Theory	2	2	-	-	3	-	16	-	24	60	-	100
2	BFAP3502	Aesthetics-III	Theory	2	2	-	-	3	-	16	-	24	60	-	100
3	BFAP3503	Method and Materials - III	Theory	2	2	-	-	3	-	16	-	24	60	-	100
4	BFAP3504	Communication to Different Media	Practical	2	-	-	4	-	3	16	-	24	60	-	100
5	BFAP3505	Photography	Practical	2	-	-	4	-	6	-	60	-	-	40	100
6	BFAP3506	Creative Mural & Composition	Practical	4	-	-	8	-	6	-	60	-	-	40	100
7	BFAP3507	Post Production Advanced After Effect	Practical	3	-	-	6	-	6	-	60	-	-	40	100
8	BFAP3508	Integrated Project- V	Generic subject	1	-	-	2	-	2	-	60	-	-	40	100
<b>Total</b>				<b>18</b>	<b>6</b>	<b>-</b>	<b>24</b>	<b>-</b>	<b>-</b>		<b>240</b>	<b>96</b>	<b>240</b>	<b>160</b>	<b>800</b>

\* Subject Code will be allotted by Director Office

L-Lecture

T-Tutorial

P-Practical

The Breakup for internal evaluation (40Marks) is as follows:

1. Mid Semester Exams: 20
2. Assignment: 10
3. Attendance: 5
4. Class Participation: 5

Note: For Evaluation scheme ordinance number 8 "Regulation for Academic Evaluation" RIMT University.

2018 Department : Department of Fine Arts Year : 3 (Semester- 6) Program : B.F.A (Painting)															
Teaching Scheme				Contact Hours/Week			Exam Duration (Hrs.)		Relative Weights (%)						
S.No	Subject Code	Course Title	Subject Area	Credits	L	T	P	Theory	Practical	CWA	LWA	MTE	ETE	ETPE	TOTAL
1	BFAP 3601	History & Appreciation of Art- II	Theory	2	2	-	-	3	-	16	-	24	60	-	100
2	BFAP 3602	Aesthetics- IV	Theory	2	2	-	-	3	-	16	-	24	60	-	100
3	BFAP 3603	Method and Materials IV	Theory	2	2	-	-	-	3	16	-	24	60	-	100
4	BFAP 3604	Workshop on Communication Skills	Practical	2	-	-	4	-	3	16	-	24	60	-	100
5	BFAP 3605	Life Study	Practical	3	-	-	6	-	6	-	60	-	-	40	100
6	BFAP 3606	Creative mural & Composition II	Practical	4	-	-	8	-	6	-	60	-	-	40	100
7	BFAP 3607	Drawing and Painting	Practical	3	-	-	6	-	6	-	60	-	-	40	100
8	BFAP 3608	Integrated Project- VI	Generic subject	1	-	-	2	-	2	-	60	-	-	40	100
		<b>Total</b>		<b>19</b>	<b>6</b>	<b>-</b>	<b>26</b>	<b>-</b>	<b>-</b>	<b>64</b>	<b>240</b>	<b>96</b>	<b>240</b>	<b>160</b>	<b>800</b>

\* Subject Code will be allotted by Director Office

L-Lecture

T-Tutorial

P-Practical

The Breakup for internal evaluation (40Marks) is as follows:

1. Mid Semester Exams: 20
2. Assignment: 10
3. Attendance: 5
4. Class Participation: 5

Note: For Evaluation scheme ordinance number 8 "Regulation for Academic Evaluation" RIMT University.

Program: B.F.A (Painting) Department : Department of Fine Arts Year : 4 (Semester- 7)															2018
Teaching Scheme					Contact Hours/Week			Exam Duration (Hrs.)		Relative Weights (%)					TOTAL
S.No	Subject Code	Course Title	Subject Area	Credits	L	T	P	Theory	Practical	CWA	LWA	MTE	ETE	ETPE	
1	BFAP4701	History & Appreciation of Art- III	Theory	2	2	-	-	3	-	16	-	24	60	-	100
2	BFAP4702	Aesthetics-V	Theory	2	2	-	-	3	-	16	-	24	60	-	100
3	BFAP4703	Method and Materials -V	Theory	2	2	-	-	3	-	16	-	24	60	-	100
4	BFAP4704	Communication Skills I	Practical	1	-	-	2	-	2	-	60	-	-	40	100
5	BFAP4705	Creative Mural & Composition III	Practical	4	-	-	8	-	3	-	60	-	-	40	100
6	BFAP4706	Creative Drawing I	Practical	3	-	-	6	-	3	-	60	-	-	40	100
7	BFAP4707	Nature Study	Practical	3	-	-	6	-	3	-	60	-	-	40	100
8	BFAP4708	Integrated Project- VII	Generic subject	1	-	-	2	-	2	-	60	-	-	40	100
<b>Total</b>				<b>18</b>	<b>6</b>	<b>-</b>	<b>4</b>	<b>-</b>	<b>-</b>	<b>48</b>	<b>300</b>	<b>72</b>	<b>180</b>	<b>200</b>	<b>800</b>

\* Subject Code will be allotted by Director Office

L-Lecture

T-Tutorial

P-Practical

The Breakup for internal evaluation (40Marks) is as follows:

1. Mid Semester Exams: 20
2. Assignment: 10
3. Attendance: 5
4. Class Participation: 5

Note: For Evaluation scheme ordinance number 8 “Regulation for Academic Evaluation” RIMT University.



2018															
<b>Program : B.F.A (Painting)</b> <b>Department : Department of Fine Arts</b> <b>Year : 4 (Semester- 8)</b>															
Teaching Scheme					Contact Hours/Week			Exam Duration (Hrs.)		Relative Weights (%)					
S.No	Subject Code	Course Title	Subject Area	Credits	L	T	P	Theory	Practical	CWA	LWA	MTE	ETE	ETPE	TOTAL
1	BFAP4801	History & Appreciation of Art- IV	Theory	2	2	-	-	3	-	16	-	24	60	-	100
2	BFAP4802	Aesthetics-VI	Theory	2	2	-	-	3	-	16	-	24	60	-	100
3	BFAP4803	Method and Materials- VI	Theory	2	2	-	-	3	-	16	-	24	60	-	100
4	BFAP4804	Communication Skills II	Practical	1	-	-	2	-	2	-	60	-	-	40	100
5	BFAP4805	Creative Composition	Practical	3	-	-	6	-	3	-	60	-	-	40	100
6	BFAP4806	Creative Drawing- II	Practical	3	-	-	6	-	3	-	60	-	-	40	100
7	BFAP4807	Nature Study- II	Practical	3	-	-	6	-	3	-	60	-	-	40	100
8	BFAP4808	Integrated Project- VIII	Generic subject	1	-	-	2	-	2	-	60	-	-	40	100
<b>Total</b>				<b>17</b>	<b>6</b>	<b>-</b>	<b>2</b>	<b>-</b>	<b>-</b>	<b>48</b>	<b>300</b>	<b>72</b>	<b>180</b>	<b>200</b>	<b>800</b>

L-Lecture

T-Tutorial

P-Practical

The Breakup for internal evaluation (40Marks) is as follows:

1. Mid Semester Exams: 20
2. Assignment: 10
3. Attendance: 5
4. Class Participation: 5

Note: For Evaluation scheme ordinance number 8 "Regulation for Academic Evaluation" RIMT University.

**SUBJECT TITLE: Visualization & Representation- I (Practical)**

**SUBJECT CODE: BFA1101**

**SEMESTER: I**

**CONTACT HOURS/WEEK:**

Lecture (L)	Tutorial (T)	Practical (P)	Credit (C)
0	0	4	2

**Internal Assessment: 60**

**End Term Exam: 40**

**Duration of Exam; 3 Hrs**

**Objective and outcome of course:** Students will learn how to hold and manipulate your pencil so you can draw beautiful lines and shapes. How to develop your Artist's Eye and see your subject in a completely new way.

**CO1:** Develop new ways of thinking, seeing, and creating. These exercises will include blind contour drawing & Gesture.

**CO2:** Develop the ability to use critical, analytical, and reflective thinking and reasoning.

**CO3:** Develop knowledge of representational processes using visual as well as audile material as mediums of representation & also Show a practical and technical command of materials and methods in one or more media of the visual arts.

**CO4:** Visual representation can be used to express a wide range of emotions and ideas

**Contents of Syllabus:**

Sr. No	Contents	Contact Hours
<b>UNIT-I</b>	Drawing as an extension of seeing: a) Enhancing eye- hand coordination b) Blind drawing- focus on object while drawing on paper. c) Gesture Drawing- focus on movement of wrist and upper arm. d) Image making through recall, observation and imagination.	
<b>UNIT-II</b>	Introduction to visual elements and its application: a) Introduction to different tools b) Exploration of visual elements – line, shape, form, space, light and shade, texture and tones. c) Object & environment drawing- natural and manmade.	
<b>UNIT-III</b>	Introduction to intangible aspects of drawing:	

L-Lecture

T-Tutorial

P-Practical

The Breakup for internal evaluation (40Marks) is as follows:

1. Mid Semester Exams: 20
2. Assignment: 10
3. Attendance: 5
4. Class Participation: 5

Note: For Evaluation scheme ordinance number 8 "Regulation for Academic Evaluation" RIMT University.

	a) Visual experience of elements/objects through contextualization or displacement of (out of context/ different context) elements b) Enhancing sensorial perceptions.	
<b>UNIT-IV</b>	Enhancing and expanding the skill of drawing for expression and communication: a)Introduction to Isometric drawings. b)Principles of perspective drawing.(One point, two point and three point) Theory	

### Recommended Books:

- Design Representation- [Gabriela Goldschmidt](#) , [William L. Porter](#), 15 Jan 2004
- The Design of Everyday Things- [Don Norman](#), 5 Nov 2013
- Design Basics- [David A Lauer](#), [Stephen Pentak](#), 1 Nov 2007
- Unflattening- [Nick Sousanis](#), 28 Apr 2015
- Design Basics (Mindtap Course List)-[Stephen Pentak](#), [David Lauer](#), 1 Oct 2014

### Instruction of Question Paper setter

- The examiner will evaluate the work of examinee on the last day of the examination and if the examiner did not turn up on the last day, the art work will be kept in sealed lock custody and as and when the examiner comes as his/her convenient date can evaluate the practical paper.
- Board of internal Examiner (Chairman, Internal and nominee of chairman) will evaluate the Sessional work.

L-Lecture

T-Tutorial

P-Practical

The Breakup for internal evaluation (40Marks) is as follows:

1. Mid Semester Exams: 20
2. Assignment: 10
3. Attendance: 5
4. Class Participation: 5

Note: For Evaluation scheme ordinance number 8 “Regulation for Academic Evaluation” RIMT University.

**SUBJECT TITLE: Indian Culture and Arts- I (Theory)**

**SUBJECT CODE: BFA1102**

**SEMESTER: I**

**CONTACT HOURS/WEEK:**

Lecture (L)	Tutorial (T)	Practical (P)	Credit (C)
2	0	0	2

**Internal Assessment: 40**

**End Term Exam: 60**

**Duration of Exam; 3 Hrs**

**Objective and outcome of course:** This course deals with the introduction of History and Appreciation of Art with special reference of Ajanta, Ellora and Bagh caves and detail study of murals, techniques, themes etc of Indus valley civilizations, living culture and detailed study of Maurayan and Shunga art.

**CO1:** Analyze and compare expositions of theory and criticism relevant to the field.

**CO2:** To develop contextual understanding of traditional art forms and processes and to be able to correlate and identify its evolution in contemporary times.

**CO3:** To be able to identify art that belongs to different cultures and periods in Indian history.

**CO4:** Understanding the historical and cultural significance of Indian art by studying Indian art, students can gain an understanding of the rich cultural heritage and history of India.

### Contents of Syllabus:

Sr. No	Contents	Contact Hours
<b>UNIT-I</b>	Various cults, schools (Buddhist, Jain, Brahmanical) Pre-Historic Art, Cave paintings at Bhimbetka Medium and subjects of cave paintings	
<b>UNIT-II</b>	Proto-Historic Art- Indus Valley Civilization, Mohenjodaro, Harappa Priest head, Dancing girl, Seals etc,	
<b>UNIT-III</b>	Maurayan Art, Stupa Sculptures- Bahrut, Sanchi, Amaravati, Nagarjunkonda, Buddhist Art, Brahmanical Art, Basic	
<b>UNIT-IV</b>	Introduction to : Decorative Arts, Applied Arts Crafts, Cave Sculptures: Ajanta, Ellora, Elephanta.	

L-Lecture

T-Tutorial

P-Practical

The Breakup for internal evaluation (40Marks) is as follows:

1. Mid Semester Exams: 20
2. Assignment: 10
3. Attendance: 5
4. Class Participation: 5

Note: For Evaluation scheme ordinance number 8 "Regulation for Academic Evaluation" RIMT University.

**Recommended Books:**

Maurayan and Post Maurayan Art: NiharRanjanRai  
Pre- historic Art in India: H.D. Sankali  
Ajanta : Its place in Buddhist art: Sheila L Weiner  
Bagh caves: Sir John Marshall

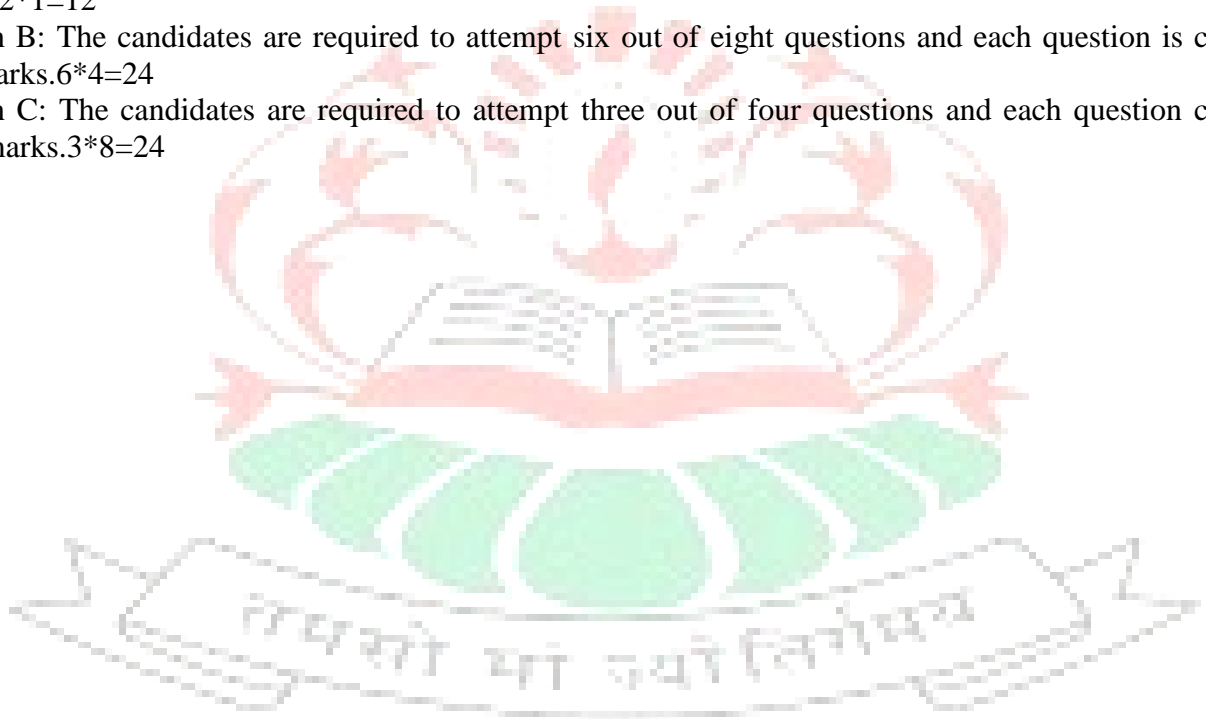
**Instruction of Question Paper setter**

Question Paper is divided into three sections. In which first question is compulsory. The detail of all sections mentioned below.

Section A: The candidates are required to attempt all the twelve MCQs and each question carrying one mark.  $12 \times 1 = 12$

Section B: The candidates are required to attempt six out of eight questions and each question is carrying four marks.  $6 \times 4 = 24$

Section C: The candidates are required to attempt three out of four questions and each question carrying eight marks.  $3 \times 8 = 24$



L-Lecture

T-Tutorial

P-Practical

The Breakup for internal evaluation (40Marks) is as follows:

1. Mid Semester Exams: 20
2. Assignment: 10
3. Attendance: 5
4. Class Participation: 5

Note: For Evaluation scheme ordinance number 8 “Regulation for Academic Evaluation” RIMT University.

**SUBJECT TITLE: Clay Modeling - I (Practical)**

**SUBJECT CODE: BFA1103**

**SEMESTER: I**

**CONTACT HOURS/WEEK:**

Lecture (L)	Tutorial (T)	Practical (P)	Credit (C)
0	0	6	3

**Internal Assessment: 60**

**End Term Exam: 40**

**Duration of Exam; 6 Hrs**

**Objective and outcome of course:** This subject deals with the fundamentals of Clay modeling and about tools used in clay modeling. All aspects like balance, unity, proportion, harmony, rhythm, variety textures deals in this subject. In this subject students are independent to draw shapes in round forms and others.

**CO1:** This subject deals with the fundamentals of Clay modeling and about tools used in clay modeling.

**CO2:** Create and implement the concept and basic principles of various modeling techniques.

**CO3:** All aspects like balance, unity, proportion, harmony, rhythm, variety textures deals in this subject.

**CO4** Through studying clay modelling, students can develop a sense of form, volume, and space, which can be applied to other areas of their artistic practice.

**Contents of Syllabus:**

Sr. No	Contents	Contact Hours
<b>UNIT-I</b>	Elementary introduction to various type of clay used in pottery.	
<b>UNIT-II</b>	To develop the sense of structure. Operational problems in building up structures.	
<b>UNIT-III</b>	Simple assignments to work with clay to develop three dimensional shapes/structures.	
<b>UNIT-IV</b>	Develop skills to conceive simple figures, group-figures and objects of common use in clay.	

**Recommended Books:**

L-Lecture

T-Tutorial

P-Practical

The Breakup for internal evaluation (40Marks) is as follows:

1. Mid Semester Exams: 20
2. Assignment: 10
3. Attendance: 5
4. Class Participation: 5

Note: For Evaluation scheme ordinance number 8 “Regulation for Academic Evaluation” RIMT University.

- Modelling a likeness in clay step by step technique capturing character by Dalsy Grubbus
- The head Sculptural transformation step by step by Alexander Cherkov

### Instruction of Question Paper setter

- The examiner will evaluate the work of examinee on the last day of the examination and if the examiner did not turn up on the last day, the art work will be kept in sealed lock custody and as and when the examiner comes as his/her convenient date can evaluate the practical paper.
- Board of internal Examiner (Chairman, Internal and nominee of chairman) will evaluate the Sessional work



L-Lecture

T-Tutorial

P-Practical

The Breakup for internal evaluation (40Marks) is as follows:

1. Mid Semester Exams: 20
2. Assignment: 10
3. Attendance: 5
4. Class Participation: 5

Note: For Evaluation scheme ordinance number 8 “Regulation for Academic Evaluation” RIMT University.

**SUBJECT TITLE: Basic Communication skills-I (Theory)**

**SUBJECT CODE: BFA1104**

**SEMESTER: I**

**CONTACT HOURS/WEEK:**

Lecture (L)	Tutorial (T)	Practical (P)	Credit (C)
2	0	0	2

**Internal Assessment: 40**

**End Term Exam: 60**

**Duration of Exam; 3 Hrs**

**Objective and outcome of course:** The course aims at providing fundamental knowledge and exposure to the concepts, theories and practices in the field of communications. This course is designed to make student conversant with the basic forms, formats and techniques of business communications.

**CO1** Identify barriers to effective communication, such as language barriers, cultural differences, and emotional barriers.

**CO2** Understand the importance of communication in personal and professional settings.

**CO3** Demonstrate knowledge of basic grammar, including the parts of speech, tenses, and correct word usage.

**CO4** Formulate clear and effective written and oral messages using appropriate grammar, punctuation, and sentence structure.

**Contents of Syllabus:**

Sr. No	Contents	Contact Hours
<b>UNIT-I</b>	Basic parts of speech: Noun, pronoun, verb, adjective, adverb, preposition, article, idioms, one word substitution. Tenses: introduction, uses of present, past and future tense, Use of prepositions conjunctions and interjections. Use of punctuations. Sentence Formation: simple compound and complex formation, transformation of sentence: active and passive, affirmative and negative interrogative and assertive	<b>10</b>

L-Lecture

T-Tutorial

P-Practical

The Breakup for internal evaluation (40Marks) is as follows:

1. Mid Semester Exams: 20
2. Assignment: 10
3. Attendance: 5
4. Class Participation: 5

Note: For Evaluation scheme ordinance number 8 “Regulation for Academic Evaluation” RIMT University.



<b>UNIT-II</b>	Direct and indirect speech. Correct word usage – Homonyms, antonyms and synonyms. Business Communication – its meaning & importance. Barriers to effective Communication. Types of communication – Verbal communication and non- verbal Communication	<b>5</b>
<b>UNIT-III</b>	Basic Model of Communication: History of communication theory, Shannon and Weaver’s model of communication, encoding and decoding, feedback, noise. Essentials of effective business communication – 7 C’s of communication.	<b>5</b>
<b>UNIT-IV</b>	Business letter writing: need, functions and kinds, layout of letter writing, types of letter writing Business etiquettes: Email and net etiquettes, etiquette of the written word, etiquettes on the telephone, handling business meetings. Importance of non-verbal communication.	<b>5</b>

**Recommended Books:**

1. Wren & Martin, *English Grammar and Composition*, Sultan Chand & Sons.
2. Lesikar, *Business Communication: Making Connections in a Digital World*, McGraw Hill
3. S C Sharma, Shiv N. Bhardwaj, *A Textbook of Grammar and Composition*, Jawahar Book centre
4. Boove, Thill, Chaturvedi, *Business Communication Today*, Pearson Education.
5. Murphy and Hildebrandt, *Effective Business Communication*, Tata McGraw Hill Education

**Instruction of Question Paper setter:** The Question Paper should be divided into three parts. Part A shall consist of 12 MCQ’s of 1 mark each. Part B shall consist of 6 short Questions of 4 marks each out of which 3 Questions shall have internal choice & Part C shall consist of 3 long questions of 8 marks each out of which one question shall have internal choice.

L-Lecture

T-Tutorial

P-Practical

The Breakup for internal evaluation (40Marks) is as follows:

1. Mid Semester Exams: 20
2. Assignment: 10
3. Attendance: 5
4. Class Participation: 5

Note: For Evaluation scheme ordinance number 8 “Regulation for Academic Evaluation” RIMT University.

**SUBJECT TITLE: Still life-I (Practical)**

**SUBJECT CODE: BFA1105**

**SEMESTER: I**

**CONTACT HOURS/WEEK:**

Lecture (L)	Tutorial (T)	Practical (P)	Credit (C)
0	0	4	2

**Internal Assessment: 60**

**End Term Exam: 40**

**Duration of Exam; 6 Hrs**

**Objective and outcome of course:** Upon completion of this lesson, students will be able to:

- Identify still life drawings
- Compare and contrast different types of still life drawings
- Demonstrate still life techniques in drawing
- **CO1:** Understanding the skills of drawing and painting that how to see them with a perceptive awareness of their outline, shape, proportions, tone, color, texture, form and composition.
- **CO2:** Ability to explore the expressive possibilities of various media, and the diverse conceptual modes available to the painter. This may deal with direct painting from nature or with alternative approaches to the making of traditional or innovative two- and, at times, three-dimensional images.
- **CO3:** Knowledge and skills in the use of basic tools, techniques, and processes sufficient to work from concept to finished product, including knowledge of paints and surfaces.
- **CO4:** Students can develop technical skills in drawing and painting, such as shading, colour mixing, and brushwork

L-Lecture

T-Tutorial

P-Practical

The Breakup for internal evaluation (40Marks) is as follows:

1. Mid Semester Exams: 20
2. Assignment: 10
3. Attendance: 5
4. Class Participation: 5

Note: For Evaluation scheme ordinance number 8 “Regulation for Academic Evaluation” RIMT University.

### Contents of Syllabus:

Sr. No	Contents	Contact Hours
UNIT-I	Study of various types of forms, textures and light effects in different nonliving objects using line drawing with light and shade effects according to fundamentals and principles.	
UNIT-II	Arrangement of different objects (Geometrical and organic objects) from composition point of view.	
UNIT-III	Study of basic geometrical objects. Drawing from cubes, cones, cylindrical objects, casts, drapery etc. observed and studied in various rendering media (such as pencils, crayons, pastels, charcoal).	
UNIT-IV	Observed and studied in various rendering media (such as pencils, crayons, pastels, charcoal).	

### Recommended Books:

- DRAWING STILL LIFE- [PROSENJIT SAHA, ARUNDHATI SAHA](#) 1 Jan 2009
- Painting Still Lifes Step by Step- [Mary McLean](#) 26 Mar 2004
- Smart Sketch Book 2: Oogie Art's Step-By-Step Guide to Drawing Still Life Objects in Charcoal- [Wook Choi](#) 1 Dec 2015
- Smart Sketch Book 3: Oogie Art's Step-By-Step Guide to Drawing Still Life Objects with Charcoal and Soft Pastels- [Wook Choi](#) 1 Dec 2015
- Smart Sketch Book 4: Oogie Art's Step-By-Step- Guide to Painting Still Life Objects in Acrylic- [Wook Choi](#) 1 Dec 2015

**Instruction of Question Paper setter** The examiner will evaluate the work of examinee on the last day of the examination and if the examiner did not turn up on the last day, the art work will be kept in sealed lock custody and as and when the examiner comes as his/her convenient date can evaluate the practical paper.

- Board of internal Examiner (Chairman, Internal and nominee of chairman) will evaluate the Sessional work.

L-Lecture

T-Tutorial

P-Practical

The Breakup for internal evaluation (40Marks) is as follows:

1. Mid Semester Exams: 20
2. Assignment: 10
3. Attendance: 5
4. Class Participation: 5

Note: For Evaluation scheme ordinance number 8 “Regulation for Academic Evaluation” RIMT University.

**SUBJECT TITLE: Basic Computer- I (Practical)**

**SUBJECT CODE: BFA1106**

**SEMESTER: I**

**CONTACT HOURS/WEEK:**

Lecture (L)	Tutorial (T)	Practical (P)	Credit (C)
0	0	8	4

**Internal Assessment: 60**

**End Term Exam: 40**

**Duration of Exam; 3 Hrs**

**Objective and outcome of course:** To develop skill among students in applications of internet in commerce education.

**CO1:** To develop skill among students in applications of internet in commerce education.

**CO2:** From this module student will be able to understand computer technology used in the area of art

**CO3:** Design, implement, and evaluate a computing-based solution to meet a given set of computing requirements in the context of the program's discipline.

**CO4:** Student will be able to identify and explain the different generations of computers, including their distinguishing features.

### **Contents of Syllabus:**

L-Lecture

T-Tutorial

P-Practical

The Breakup for internal evaluation (40Marks) is as follows:

1. Mid Semester Exams: 20
2. Assignment: 10
3. Attendance: 5
4. Class Participation: 5

Note: For Evaluation scheme ordinance number 8 "Regulation for Academic Evaluation" RIMT University.

Sr. No	Contents	Contact Hours
<b>UNIT-I</b>	Computer: Introduction, characteristics, Application and Classification of Computer, generation of computer, Overview of Software and Hardware, Input and Output devices, Computer Memory: RAM, ROM, Number System and its Inter Conversion Introduction to Operating System, DOS and WINDOWS, Understanding the control panel, Opening and exiting Windows applications.	<b>10</b>
<b>UNIT-II</b>	Introduction to MS Word: Basic Features, Starting and exiting word, Creating Editing and Saving a Word document, Inserting Pictures and Symbols, Working with text, creating a Table, Formatting Documents, Previewing and Printing Documents.	<b>10</b>
<b>UNIT-III</b>	Introduction to MS Power Point: Power Point Basics, Creating and Saving, Presentations, Inserting Pictures and Graphics, Inserting slides from other Presentations, Slide Show View.	<b>5</b>
<b>UNIT-IV</b>	Introduction to MS Word: Basic Features, Starting and exiting word, Creating Editing and Saving a Word document, Inserting Pictures and Symbols, Working with text, creating a Table, Formatting Documents, Previewing and Printing Documents.	<b>10</b>

**Recommended Books:**

1. Microsoft Office 2000 Complete: BPB Publication.
2. Alexis Leon, Mathews Leon: Introduction to Computers with MS Office 2000, Tata McGraw
3. Implementing Tally: BPB Publication 4. PC Complete, BPB Publications.

**Instruction of Question Paper setter:** The Question Paper should be divided into three parts. Part A shall consist of 12 MCQ's of 1 mark each. Part B shall consist of 6 short Questions of 4 marks each out of which 3 Questions shall have internal choice & Part C shall consist of 3 long questions of 8 marks each out of which one question shall have internal choice.

L-Lecture

T-Tutorial

P-Practical

The Breakup for internal evaluation (40Marks) is as follows:

1. Mid Semester Exams: 20
2. Assignment: 10
3. Attendance: 5
4. Class Participation: 5

Note: For Evaluation scheme ordinance number 8 "Regulation for Academic Evaluation" RIMT University.



**SUBJECT TITLE: Print Making - I (Practical)**

**SUBJECT CODE: BFA1107**

**SEMESTER: I**

**CONTACT HOURS/WEEK:**

Lecture (L)	Tutorial (T)	Practical (P)	Credit (C)
0	0	6	3

**Internal Assessment: 60**

**End Term Exam: 40**

**Duration of Exam; 6 Hrs**

**Objective and outcome of course:** This course deals with basics techniques of Relief printing in black & white, simple methods of making blocks with wood and also about tools used in print making.

**CO1:** This is the indicatory course for students in which they learn about the basic fundamentals of printmaking.

L-Lecture

T-Tutorial

P-Practical

The Breakup for internal evaluation (40Marks) is as follows:

1. Mid Semester Exams: 20
2. Assignment: 10
3. Attendance: 5
4. Class Participation: 5

Note: For Evaluation scheme ordinance number 8 “Regulation for Academic Evaluation” RIMT University.

**CO2:** This course deals with basics techniques of Relief printing in black & white, simple methods of making blocks with wood and also about tools used in print making.

**CO3:** Student will be able to apply the principles of printmaking to create drawing one more color.

**CO4:** Through experimentation with different techniques and materials, students should develop their own personal style and creative vision, and be able to articulate their ideas and goals for their work.

**Contents of Syllabus:**

Sr. No	Contents	Contact Hours
<b>UNIT-I</b>	Introduction of materials and its use for making a design based on gathering impressions from various surfaces.	
<b>UNIT-II</b>	Drawings of simple sketches containing single or double object like flower and leave, fruit single or double for wood block printing and lino cut.	
<b>UNIT-III</b>	Engraving with tools and wood block cutting with reference of sketches. Different types of composition with experiments	
<b>UNIT-IV</b>	Complete Process of taking out black and white relief print from carved plane wood block and lino. Using daily routines topics as well as observation.	

**Recommended Books:**

- Wood Engraving and Linocut by [Ann Hayward](#), 11 Dec 2018
- The Wood Cut Artist Handbook: Technique and tools for Relief Printmaking by – [George A Walker](#), 26 Mar 2004
- German Expressionist Woodcuts by - [Shane Weller](#), 1 Dec 2015

**Instruction of Question Paper setter**

- The examiner will evaluate the work of examinee on the last day of the examination and if the examiner did not turn up on the last day, the art work will be kept in sealed lock custody and as and when the examiner comes as his/her convenient date can evaluate the practical paper.
- Board of internal Examiner (Chairman, Internal and nominee of chairman) will evaluate the Sessional work.

L-Lecture

T-Tutorial

P-Practical

The Breakup for internal evaluation (40Marks) is as follows:

1. Mid Semester Exams: 20
2. Assignment: 10
3. Attendance: 5
4. Class Participation: 5

Note: For Evaluation scheme ordinance number 8 “Regulation for Academic Evaluation” RIMT University.



**SUBJECT TITLE: Integrated Project-I (Generic Subject)**

**SUBJECT CODE: BFA1108**

Lecture (L)	Tutorial (T)	Practical (P)	Credit (C)
-------------	--------------	---------------	------------

L-Lecture

T-Tutorial

P-Practical

The Breakup for internal evaluation (40Marks) is as follows:

1. Mid Semester Exams: 20
2. Assignment: 10
3. Attendance: 5
4. Class Participation: 5

Note: For Evaluation scheme ordinance number 8 “Regulation for Academic Evaluation” RIMT University.



SEMESTER: I

0	0	4	2
---	---	---	---

CONTACT HOURS/WEEK:

Internal Assessment: 60

End Term Exam: 40

Duration of Exam; 3 Hrs

**Objective and outcome of course:** Develop their own style and technique and learn how to express their views about their own style.

**CO1:** Develop their own style and technique and learn how to express their views about their own style.

**CO2:** The students are able to contribute to innovative thinking and to innovation processes.

**CO3:** The students have extended their experience in prioritizing needs when integrating projects with competing objectives.

**CO4:** Building a portfolio of artwork to showcase progress and development throughout the course.

### Contents of Syllabus:

Sr. No	Contents	Contact Hours
UNIT-I	Attend Art Exhibitions	
UNIT-II	Attend workshops and Industrial visit	
UNIT-III	Submit Portfolio of session work	
UNIT-IV	To Report will be submitted on given subjects on month prior to the end of the session on pervious paintings.	

### Recommended Books:

### Instruction of Question Paper setter

- (i) Exhibition of his/her own art work done during 1st and 2nd Semester. Exhibition will be conducted at the end of semester .
- (ii) Review about art exhibitions.

L-Lecture

T-Tutorial

P-Practical

The Breakup for internal evaluation (40Marks) is as follows:

1. Mid Semester Exams: 20
2. Assignment: 10
3. Attendance: 5
4. Class Participation: 5

Note: For Evaluation scheme ordinance number 8 “Regulation for Academic Evaluation” RIMT University.

**SUBJECT TITLE: Visualization and Representation II (Practical)**

**SUBJECT CODE: BFA1201**

**SEMESTER: II**

**CONTACT HOURS/WEEK:**

Lecture (L)	Tutorial (T)	Practical (P)	Credit (C)
0	0	4	2

**Internal Assessment: 60**

**End Term Exam: 40**

**Duration of Exam; 3 Hrs**

**Objective and outcome of course:** Students will learn how to hold and manipulate your pencil so you can draw beautiful lines and shapes. How to develop your Artist’s Eye and see your subject in a completely new way.

**CO1:** In this module the students will be able to understand the concept of colors. They will be able to paint and handle different kinds of colors and mediums.

**CO2:** Student will learn how to hold and manipulate your pencil so you can draw beautiful lines and shapes.

**CO3:** They will understand the composition of the form, space, line, shade and light for the design.

**CO4** Visual representation can be used to express a wide range of emotions and ideas.

**Contents of Syllabus:**

Sr. No	Contents	Contact Hours
<b>UNIT-I</b>	To understand basic principles of free hand drawing and Rendering in color media - a) Introduction to color application based on color theory (Pigment theory) b) Introduction to various color media Dry color media – color pencils, pens, crayons, oil pastels, dry pastels, Wet color media- water colors, poster colors, photo color inks etc.	
<b>UNIT-II</b>	To understand the advantages of each medium c) Focusing on color mixing and achieving different nuances of color. To understand how colors react and combine to give an intended effect/experience.	
<b>UNIT-III</b>	Introduction to principles of composition as an extension of basics from ‘elements of design’ - a) Real objects as visual elements and its relationship (Composition) / proportion / scale / ratio. b) Exploration of visual elements – line, shape, form, space, light and shade, texture and tones in real arrangements. c) Visual composition as interpreting	

L-Lecture

T-Tutorial

P-Practical

The Breakup for internal evaluation (40Marks) is as follows:

1. Mid Semester Exams: 20
2. Assignment: 10
3. Attendance: 5
4. Class Participation: 5

Note: For Evaluation scheme ordinance number 8 “Regulation for Academic Evaluation” RIMT University.

	non tangible feel or emotion.	
<b>UNIT-IV</b>	Introduction to basics of representation of human body - a) Understanding and effective representation of body proportions. b) Understanding (in terms of representation of body parts in their cohesive relationship) of the human anatomy, form and movement. c) Representation of physical characteristics of Male and Female figure in comparison. d) Representation of human figure in drape/ clothes in dry media.	

**Recommended Books:**

- Color A Course in Mastering the Art of Mixing Colors- [Betty Edwards](#), 23 Sep 2004
- The Secret Lives of Color- [Kassia St Clair](#), 24 Oct 2017
- The Colour Scheme Bible: Inspirational Palettes for Designing Home Interiors- [Anna Starmer](#), 23 May 2016
- Playing with Color: 50 Graphic Experiments for Exploring Color Design Principles- [Richard Mehl](#), 1 Feb 2013
- Color Planning for Interiors: An Integrated Approach to Color in Designed Spaces- [Margaret Portillo](#), 9 Apr 2009

**Instruction of Question Paper setter**

- The examiner will evaluate the work of examinee on the last day of the examination and if the examiner did not turn up on the last day, the art work will be kept in sealed lock custody and as and when the examiner comes as his/her convenient date can evaluate the practical paper.
- Board of internal Examiner (Chairman, Internal and nominee of chairman) will evaluate the Sessional work.

L-Lecture

T-Tutorial

P-Practical

The Breakup for internal evaluation (40Marks) is as follows:

1. Mid Semester Exams: 20
2. Assignment: 10
3. Attendance: 5
4. Class Participation: 5

Note: For Evaluation scheme ordinance number 8 “Regulation for Academic Evaluation” RIMT University.

**SUBJECT TITLE: Indian Culture and Arts- II (Theory)**

**SUBJECT CODE: BFA1202**

**SEMESTER: II**

**CONTACT HOURS/WEEK:**

Lecture (L)	Tutorial (T)	Practical (P)	Credit (C)
2	0	0	2

**Internal Assessment: 40**

**End Term Exam: 60**

**Duration of Exam; 3 Hrs**

**Objective and outcome of course:** This course deals with the introduction of History and Appreciation of Art with special reference of Pallava, Rashtrakuta, Orissan Art, and detail study of murals, techniques, themes etc of Khajuraho, Pala and Sen Sculptures.

**CO1:** This course deals with the introduction of History and Appreciation of Art with special reference of Pallava, Rashtrakuta, Orissan Art.

**CO2:** Detail study of murals, techniques, themes etc of Khajuraho, Pala and Sen Sculptures.

**CO3:** To develop an understanding of culture and context during different historical periods in India.

**CO4** Studying Indian art can inspire students to use their artistic skills to address social and environmental issues in their communities.

### Contents of Syllabus:

Sr. No	Contents	Contact Hours
<b>UNIT-I</b>	Early Structural temple Pallava, Rashtrakuta,	
<b>UNIT-II</b>	Early Structural temple Rashtrakuta, Orissan Art	
<b>UNIT-III</b>	Central Indian Art, Khajuraho	
<b>UNIT-IV</b>	Central Indian Art, Pala and Sen Sculptures.	

L-Lecture

T-Tutorial

P-Practical

The Breakup for internal evaluation (40Marks) is as follows:

1. Mid Semester Exams: 20
2. Assignment: 10
3. Attendance: 5
4. Class Participation: 5

Note: For Evaluation scheme ordinance number 8 "Regulation for Academic Evaluation" RIMT University.

**Recommended Books:**

- History of Medieval India by Satish Chandra, 1 Jan 2007
- India's Ancient Past by – R.S. Sharma, 20 Oct 2006
- Indian Arts and Culture by - Nitin Singhanian, 25 Oct 2017

**Instruction of Question Paper setter**

Question Paper is divided into three sections. In which first question is compulsory. The detail of all sections mentioned below.

Section A: The candidates are required to attempt all the twelve MCQs and each question carrying one mark.

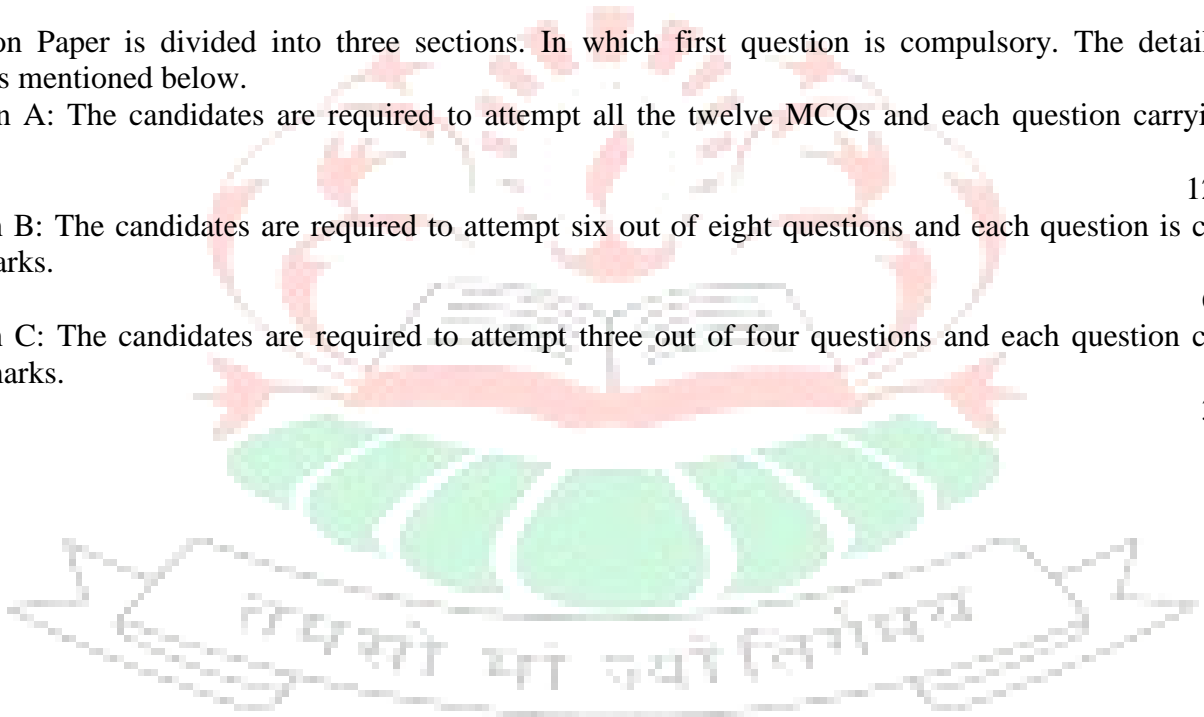
$$12*1=12$$

Section B: The candidates are required to attempt six out of eight questions and each question is carrying four marks.

$$6*4=24$$

Section C: The candidates are required to attempt three out of four questions and each question carrying eight marks.

$$3*8=24$$



L-Lecture

T-Tutorial

P-Practical

The Breakup for internal evaluation (40Marks) is as follows:

1. Mid Semester Exams: 20
2. Assignment: 10
3. Attendance: 5
4. Class Participation: 5

Note: For Evaluation scheme ordinance number 8 “Regulation for Academic Evaluation” RIMT University.

**SUBJECT TITLE: Clay Modeling- II (Practical)**

**SUBJECT CODE: BFA1203**

**SEMESTER: II**

**CONTACT HOURS/WEEK:**

Lecture (L)	Tutorial (T)	Practical (P)	Credit (C)
0	0	6	3

**Internal Assessment: 60**

**End Term Exam: 40**

**Duration of Exam; 6 Hrs**

**Objective and outcome of course:** This subject deals with the fundamentals of Clay modeling/Plaster of Paris and about tools used in clay modeling/ Plaster of Paris. All aspects like balance, unity, proportion, harmony, rhythm, variety textures deals in this subject. In this subject students are independent to draw shapes in round forms and others

**CO1:** This subject deals with the fundamentals of Clay modeling/Plaster of Paris and about tools

**CO2:** students will be able to understand the concept of modeling and volume in the given time and space.

**CO3:** They will develop skills to use the tools available, the quality of material, their behavior, Maintenance and durability. Their hand and eye will be synchronized with the proportion and Volume of the object.

**CO4** Students can learn the fundamental principles of working with clay, such as shaping,

L-Lecture

T-Tutorial

P-Practical

The Breakup for internal evaluation (40Marks) is as follows:

1. Mid Semester Exams: 20
2. Assignment: 10
3. Attendance: 5
4. Class Participation: 5

Note: For Evaluation scheme ordinance number 8 “Regulation for Academic Evaluation” RIMT University.

carving, and joining.

**Contents of Syllabus:**

Sr. No	Contents	Contact Hours
UNIT-I	Body parts of human (male, female and child ) individually like nose, ear, lips, hands, feet etc	
UNIT-II	Complete face of male, female and child arranging those individual parts.	
UNIT-III	Composition in relief and round using subtraction method in Clay based on natural and geometrical objects.	
UNIT-IV	Composition in relief and round using subtraction method in Plaster of Paris based on natural and geometrical objects.	

**Recommended Books:**

- Modelling a likeness in clay step by step technique capturing character by **Dalsy Grubbus**
- The head Sculptural transformation step by step by **Alexander Cherkov**

**Instruction of Question Paper setter**

- The examiner will evaluate the work of examinee on the last day of the examination and if the examiner did not turn up on the last day, the art work will be kept in sealed lock custody and as and when the examiner comes as his/her convenient date can evaluate the practical paper.
- Board of internal Examiner (Chairman, Internal and nominee of chairman) will evaluate the Sessional work.

L-Lecture

T-Tutorial

P-Practical

The Breakup for internal evaluation (40Marks) is as follows:

1. Mid Semester Exams: 20
2. Assignment: 10
3. Attendance: 5
4. Class Participation: 5

Note: For Evaluation scheme ordinance number 8 “Regulation for Academic Evaluation” RIMT University.



**SUBJECT TITLE: Advance Communication Skill-II (Theory)**

**SUBJECT CODE: BFA1204**

**SEMESTER: II**

**CONTACT HOURS/WEEK:**

Lecture (L)	Tutorial (T)	Practical (P)	Credit (C)
2	0	0	2

**Internal Assessment: 40**

**End Term Exam: 60**

**Duration of Exam; 3 Hrs**

**Objective and outcome of course:** Develop their intellectual, personal and professional abilities. Acquire basic language skills (listening, speaking, reading and writing) in order to communication with speakers of English language. Acquire the linguistic competence necessarily required in various life situations.

L-Lecture

T-Tutorial

P-Practical

The Breakup for internal evaluation (40Marks) is as follows:

1. Mid Semester Exams: 20
2. Assignment: 10
3. Attendance: 5
4. Class Participation: 5

Note: For Evaluation scheme ordinance number 8 “Regulation for Academic Evaluation” RIMT University.



**CO1** Identify barriers to effective communication, such as language barriers, cultural differences, and emotional barriers.

**CO2** Understand the importance of communication in personal and professional settings.

**CO3** Demonstrate knowledge of basic grammar, including the parts of speech, tenses, and correct word usage.

**CO4** Formulate clear and effective written and oral messages using appropriate grammar, punctuation, and sentence structure.

### Contents of Syllabus:

Sr. No	Contents	Contact Hours
<b>UNIT-I</b>	The main objective of the course is to introduce the concept and the essential elements of communication.	
<b>UNIT-II</b>	It aims to enhance behavioral approaches in communication such as presentation skills, facing an interview or group discussions. This course enables students to transform individual communication abilities. Developing effective presentation skills.	
<b>UNIT-III</b>	Enhance Group Discussion Strategies and Interview skills.	
<b>UNIT-IV</b>	Develop assertiveness and influential communication.	

### Recommended Books:

- Confessions of a Public Speaker 2e- Scott Berkun, 4 Feb 2011
- How to Write Effective Business English: Excel at E-mail, Social Media and All Your Professional Communications (Better Business English) - Fiona Talbot, 3 Feb 2016
- Write to Influence!: Personnel Appraisals, Resumes, Awards, Grants, Scholarships, Internships, Reports, Bid Proposals, Web Pages, Marketing, and More- Carla D Bass, 15 Nov 2016
- You've got 8 Seconds: Communication Secrets for a Distracted World- Paul Hellman Success under Stress: Powerful Tools for Staying Calm, Confident, and Productive When the Pressure's On- [Sharon Melnick Ph.D.](#)

**Instruction of Question Paper setter** Question Paper is divided into three sections. In which first question is compulsory. The detail of all sections mentioned below.

Section A: The candidates are required to attempt all the twelve MCQs and each question carrying one mark.  $12 \times 1 = 12$

L-Lecture

T-Tutorial

P-Practical

The Breakup for internal evaluation (40Marks) is as follows:

1. Mid Semester Exams: 20
2. Assignment: 10
3. Attendance: 5
4. Class Participation: 5

Note: For Evaluation scheme ordinance number 8 "Regulation for Academic Evaluation" RIMT University.

Section B: The candidates are required to attempt six out of eight questions and each question is carrying four marks.  $6 \times 4 = 24$

Section C: The candidates are required to attempt three out of four questions and each question carrying eight marks.



**SUBJECT TITLE: Photography-I (Practical)**

**SUBJECT CODE: BFA1205**

Lecture (L)	Tutorial (T)	Practical (P)	Credit (C)
-------------	--------------	---------------	------------

L-Lecture

T-Tutorial

P-Practical

The Breakup for internal evaluation (40Marks) is as follows:

1. Mid Semester Exams: 20
2. Assignment: 10
3. Attendance: 5
4. Class Participation: 5

Note: For Evaluation scheme ordinance number 8 "Regulation for Academic Evaluation" RIMT University.

**SEMESTER: II**

0	0	4	2
---	---	---	---

**CONTACT HOURS/WEEK:**

**Internal Assessment: 60**

**End Term Exam: 40**

**Duration of Exam; 6 Hrs**

**Objective and outcome of course:** This subject deals with the fundamentals Photography. How to make frame. Composition of frame etc.

**CO1:** Learning different techniques of photography in different contexts and environments.

**CO2:** understanding photography as an integral and essential part of Visual Communication.

**CO3:** Develop their own style and technique and learn how to express their views about their own style.

**CO4** Learn to analyze and critique photographs based on technical and aesthetic criteria frame.

**.Contents of Syllabus:**

Sr. No	Contents	Contact Hours
<b>UNIT-I</b>	Basics of Photography	
<b>UNIT-II</b>	Knowledge of natural and Artificial Light.	
<b>UNIT-III</b>	Outdoor practise of photography.	
<b>UNIT-IV</b>	Submission of digital Prints.	

**Recommended Books:**

- Modern Printmaking: A Guide to Traditional and Digital Techniques Book by Sylvie Covey
- Printmaking: A Complete Guide to Materials & Processes Book by Beth Grabowski and Bill Fick
- Block Print Magic: The Essential Guide to Designing, Carving, and Taking Your Artwork Further with Relief Printing Book by Emily Louise Howard

**Instruction of Question Paper setter**

- The examiner will evaluate the work of examinee on the last day of the examination and if the examiner did not turn up on the last day, the art work will be kept in sealed lock custody and as and when the examiner comes as his/her convenient date can evaluate the practical paper.
- Board of internal Examiner (Chairman, Internal and nominee of chairman) will evaluate the Sessional work.

L-Lecture

T-Tutorial

P-Practical

The Breakup for internal evaluation (40Marks) is as follows:

1. Mid Semester Exams: 20
2. Assignment: 10
3. Attendance: 5
4. Class Participation: 5

Note: For Evaluation scheme ordinance number 8 "Regulation for Academic Evaluation" RIMT University.

**SUBJECT TITLE: Drawing and Painting- I (Practical)**

**SUBJECT CODE: BFA 1207**

**SEMESTER: II**

**CONTACT HOURS/WEEK:**

Lecture (L)	Tutorial (T)	Practical (P)	Credit (C)
0	0	6	3

**Internal Assessment: 40**

**End Term Exam: 60**

**Duration of Exam; 3 Hrs**

**Objective and outcome of course:** This module is prescribed in the course to impart knowledge of the study of Drawing and painting .Different steps to draw a sketch

**CO1:** This module is prescribed in the course to impart knowledge of the study of Drawing and painting different steps to draw a sketch.

**CO2:** Upon successful completion of this course, student will demonstrate an ability to draw through observation.

**CO3:** Student will be able to applying an understanding of line, volume, proportion, and perspective in a unified Composition.

**CO4** Through practice, you can develop problem-solving skills that can be applied in other areas of your life.

#### **Contents of Syllabus:**

Sr. No	Contents	Contact Hours
<b>UNIT-I</b>	Study of basic geometric objects. Study from day to day life objects	
<b>UNIT-II</b>	Drawing cubes, cones , cylindrical objects, casts , drapery etc	
<b>UNIT-III</b>	Use different methods of rendering the still life. Detailed study of different rendering styles	
<b>UNIT-IV</b>	Painting of objects using different perspectives and multiple objects	

#### **Recommended Books:**

- **STILL LIFE BY Louis penny**
- Still Life Before Still Life Book by David Ekserdjian
- Impressionist Still Life Book by Eliza E. Rathbone and George T. M. Shackelford

L-Lecture

T-Tutorial

P-Practical

The Breakup for internal evaluation (40Marks) is as follows:

1. Mid Semester Exams: 20
2. Assignment: 10
3. Attendance: 5
4. Class Participation: 5

Note: For Evaluation scheme ordinance number 8 “Regulation for Academic Evaluation” RIMT University.

**Instruction of Question Paper setter:** The examiner will evaluate the work of examinee on the last day of the examination and if the examiner did not turn up on the last day, the art work will be kept in sealed lock custody and as and when the examiner comes as his/her convenient date can evaluate the practical paper.

Board of internal Examiner (Chairman, Internal and nominee of chairman) will evaluate the Sessional work.

**SUBJECT TITLE: Integrated Project-II (Generic Subject)**

**SUBJECT CODE: BFA1208**

**SEMESTER: II**

**CONTACT HOURS/WEEK:**

Lecture (L)	Tutorial (T)	Practical (P)	Credit (C)
0	0	2	1

**Internal Assessment: 60**

**End Term Exam: 40**

**Duration of Exam: 3 Hrs**

**Objective and outcome of course:** Develop their own style and technique and learn how to express their views about their own style.

**CO1:** Develop their own style and technique and learn how to express their views about their own style.

**CO2:** The students are able to contribute to innovative thinking and to innovation processes.

**CO3:** The students have extended their experience in prioritizing needs when integrating projects with competing objectives.

**CO4** Building a portfolio of artwork to showcase progress and development throughout the course.

**Contents of Syllabus:**

Sr. No	Contents	Contact Hours
<b>UNIT-I</b>	Attend Art Exhibitions	
<b>UNIT-II</b>	Attend workshops and Industrial visit	
<b>UNIT-III</b>	Submit Portfolio of session work	
<b>UNIT-IV</b>	To Report will be submitted on given subjects on month prior to the end of the session on pervious paintings.	

L-Lecture

T-Tutorial

P-Practical

The Breakup for internal evaluation (40Marks) is as follows:

1. Mid Semester Exams: 20
2. Assignment: 10
3. Attendance: 5
4. Class Participation: 5

Note: For Evaluation scheme ordinance number 8 "Regulation for Academic Evaluation" RIMT University.

**Recommended Books:**

**Instruction of Question Paper setter**

- (i) Exhibition of his/her own art work done during 1st and 2nd Semester. Exhibition will be conducted at the end of semester.
- (ii) Review about art exhibitions.

**SUBJECT TITLE: Ancient Indian Art (Theory)**

**SUBJECT CODE: BFAP2301**

**SEMESTER: III**

**CONTACT HOURS/WEEK:**

Lecture (L)	Tutorial (T)	Practical (P)	Credit (C)
2	0	0	2

**Internal Assessment: 40**

**End Term Exam: 60**

**Duration of Exam; 3 Hrs**

**Objective and outcome of course:** Students will possess knowledge of the monuments and art & architectural styles of major art periods of Indian History. They will gather knowledge about the vivid kingdoms and their peculiar styles and materials. This course will help the students to understand the value of Indian Art and Style. This will result in developing the aesthetic sense of the students.

**CO1:** Students will possess knowledge of the monuments and art & architectural styles of major art periods of Indian History.

**CO2:** They will gather knowledge about the vivid kingdoms and their peculiar styles and materials.

**CO3:** This course will help the students to understand the value of Indian Art and Style. This will result in developing the aesthetic sense of the students.

**CO4** Studying ancient Indian art can help students appreciate and understand the aesthetic value of art and enhance their own ability to appreciate beauty in art and life.

**Contents of Syllabus:**

Sr. No	Contents	Contact Hours
<b>UNIT-I</b>	Sculpture (Buddhism as an Exponent of the art activity during this era.)Kushana Art :Mathura Art, Gandhara Art Bagh Caves ( Excavation, Location, Paintings)	
<b>UNIT-II</b>	Sculpture (Buddhism as an Exponent of the art activity during this	

L-Lecture

T-Tutorial

P-Practical

The Breakup for internal evaluation (40Marks) is as follows:

1. Mid Semester Exams: 20
2. Assignment: 10
3. Attendance: 5
4. Class Participation: 5

Note: For Evaluation scheme ordinance number 8 “Regulation for Academic Evaluation” RIMT University.

	era) Gupta Art Badami (Temple Caves, Location)	
<b>UNIT-III</b>	Mahabalipuram- study of the Rathas, Caves and Rock Reliefs	
<b>UNIT-IV</b>	Sculpture- Elephanta- Khajuraho Mount Kailash	

**Recommended Books:**

- Temples of South India K.R. Srinivasan
- The wonders of Elora John B. Seely
- The Dharamraja Ratha and - K.R. Srinivasan
- It's Sculptures- Mahabalipuram

**Instruction of Question Paper setter**

Question Paper is divided into three sections. In which first question is compulsory. The detail of all sections mentioned below.

Section A: The candidates are required to attempt all the twelve MCQs and each question carrying one mark.  $12 \times 1 = 12$

Section B: The candidates are required to attempt six out of eight questions and each question is carrying four marks.  $6 \times 4 = 24$

Section C: The candidates are required to attempt three out of four questions and each question carrying eight marks.  $3 \times 8 = 24$

L-Lecture

T-Tutorial

P-Practical

The Breakup for internal evaluation (40Marks) is as follows:

1. Mid Semester Exams: 20
2. Assignment: 10
3. Attendance: 5
4. Class Participation: 5

Note: For Evaluation scheme ordinance number 8 "Regulation for Academic Evaluation" RIMT University.

**SUBJECT TITLE: Aesthetics –I (Theory)**

**SUBJECT CODE: BFAP2302**

**SEMESTER: III**

**CONTACT HOURS/WEEK:**

Lecture (L)	Tutorial (T)	Practical (P)	Credit (C)
2	0	0	2

**Internal Assessment: 40**

**End Term Exam: 60**

**Duration of Exam; 3 Hrs**

**Objective and outcome of course:** The aim of the subject is to introduce the students to the role of Aesthetics in life which will guide him to explore the nature of [art](#), [beauty](#), and [taste](#), with the creation and appreciation of beauty. This will further help the student in understanding the [judgments](#) of [sentiments](#).

**CO1:** The aim of the subject is to introduce the students to the role of Aesthetics in life which will guide him to explore the nature of [art](#), [beauty](#), and [taste](#), with the creation and appreciation of beauty.

**CO2:** This will further help the student in understanding the [judgments](#) of [sentiments](#).

**CO3:** Student shall be acquainted with art form an expansive viewpoint.

**CO4** Aesthetics involves the examination of various forms of communication, such as visual arts, music, literature, and film.

L-Lecture

T-Tutorial

P-Practical

The Breakup for internal evaluation (40Marks) is as follows:

1. Mid Semester Exams: 20
2. Assignment: 10
3. Attendance: 5
4. Class Participation: 5

Note: For Evaluation scheme ordinance number 8 “Regulation for Academic Evaluation” RIMT University.



**Contents of Syllabus:**

Sr. No	Contents	Contact Hours
<b>UNIT-I</b>	An introduction to Indian Aesthetic and brief historic background. Understanding of terms and terminologies related to art. Rasa- Bhava, Mudra,	
<b>UNIT-II</b>	Indian view of Life and Art. Principles of Art, Form of content	
<b>UNIT-III</b>	Asana, Bhangima, Drishti, Chiaroscuro, Line, Color, Hue and Tint. . Theory of Color.	
<b>UNIT-IV</b>	Basic Religion System- Hindu Introduction to Iconography- Hindu	

**Recommended Books:** SaundryaSastraKeTatva (Hindi) - Kumar Vikal

Art Beauty and Creativity - Shyamala Gupta

Comparti Aesthetic - Dr. K.C. Pandey

Kala KeSidhant (Hindi) - R.G Kalingwood

SaundryaKaTatparya (Hindi) - Dr. Ram TirathShukal

Bhartya Kala Aayam (Hindi) - NiharRanjanRai

The dances of Shiva - AnandCoomarswamy

An approach for Indian – ShehPandit theory of Art and Aesthetes

Marxist Aesthetes - A Zis

Aesthetes - S.K. Saxena

**Instruction of Question Paper setter:** Question Paper is divided into three sections. In which first question is compulsory. The detail of all sections mentioned below.

Section A: The candidates are required to attempt all the twelve MCQs and each question carrying one mark.  $12 \times 1 = 12$

Section B: The candidates are required to attempt six out of eight questions and each question is carrying four marks.  $6 \times 4 = 24$

Section C: The candidates are required to attempt three out of four questions and each question carrying eight marks.  $3 \times 8 = 24$

L-Lecture

T-Tutorial

P-Practical

The Breakup for internal evaluation (40Marks) is as follows:

1. Mid Semester Exams: 20
2. Assignment: 10
3. Attendance: 5
4. Class Participation: 5

Note: For Evaluation scheme ordinance number 8 “Regulation for Academic Evaluation” RIMT University.



**SUBJECT TITLE: Method and Materials – I – (Theory)**

**SUBJECT CODE: BFAP2303**

**SEMESTER: III**

**CONTACT HOURS/WEEK:**

Lecture (L)	Tutorial (T)	Practical (P)	Credit (C)
2	0	0	2

**Internal Assessment: 40**

**End Term Exam: 60**

**Duration of Exam; 3 Hrs**

**Objective and outcome of course:** This course deals with the using of proper methods and materials to understanding the proper chemistry of medium and how to use and preserve it. In sculpting, medium plays

L-Lecture

T-Tutorial

P-Practical

The Breakup for internal evaluation (40Marks) is as follows:

1. Mid Semester Exams: 20
2. Assignment: 10
3. Attendance: 5
4. Class Participation: 5

Note: For Evaluation scheme ordinance number 8 “Regulation for Academic Evaluation” RIMT University.

a vital and huge role in composition. This course will provide the knowledge and facts about the different mediums.

**CO1:** This course deals with the using of proper methods and materials to understanding the proper chemistry of medium and how to use and preserve it.

**CO2:** This course will provide the knowledge and facts about the different mediums.

**CO3:** Engage in a variety of visual arts experiences.

**CO4:** Understanding the technical aspects of preparing painting surfaces, such as stretching canvases and preparing paper supports.

**Contents of Syllabus:**

Sr. No	Contents	Contact Hours
<b>UNIT-I</b>	Importance of study of methods and materials of Painting. Rules of Permanence: Regarding Drawings and paintings with reasons of Deterioration and their remedy. Nature and Characteristics of various painting mediums in brief like water color, oriental ink painting, Gouache, Oil colors, colored inks and Acrylic colors.	
<b>UNIT-II</b>	Water color painting (transparent). Water color pigments, binding medias, brushes, support and stretching of paper. Mounting framing and presentation of Art work	
<b>UNIT-III</b>	Discuss various types of brushes, knives and spatulas etc their function, care, selection, usage and taking care. Paper as support and other grounds for drawing and painting surfaces. Their preparation and usage for different mediums of drawing and colouring.	
<b>UNIT-IV</b>	Drawing mediums and various related techniques- Charcoal, Chalk, Conte, Pen-drawing, Crayons, Pencil, Inks, Pastels	

**Recommended Books:**

- A Hand Book of Method & Material- Ray smith
- ChitranSamagri – Dr. R.K. Singh (In Hindi Language)
- The Painter’s method and materials – A.P Laurie
- The Artist’s hand book of Materials and techniques by Ralph Mayer

L-Lecture

T-Tutorial

P-Practical

The Breakup for internal evaluation (40Marks) is as follows:

1. Mid Semester Exams: 20
2. Assignment: 10
3. Attendance: 5
4. Class Participation: 5

Note: For Evaluation scheme ordinance number 8 “Regulation for Academic Evaluation” RIMT University.

### Instruction of Question Paper setter

Question Paper is divided into three sections. In which first question is compulsory. The detail of all sections mentioned below.

Section A: The candidates are required to attempt all the twelve MCQs and each question carrying one mark.  $12 * 1 = 12$

Section B: The candidates are required to attempt six out of eight questions and each question is carrying four marks.  $6 * 4 = 24$

Section C: The candidates are required to attempt three out of four questions and each question carrying eight marks.  $3 * 8 = 24$



**SUBJECT TITLE: Drawing /Portrait (Practical)**

**SUBJECT CODE: BFAP2305**

L-Lecture

T-Tutorial

P-Practical

The Breakup for internal evaluation (40Marks) is as follows:

1. Mid Semester Exams: 20
2. Assignment: 10
3. Attendance: 5
4. Class Participation: 5

Note: For Evaluation scheme ordinance number 8 "Regulation for Academic Evaluation" RIMT University.

**SEMESTER: III**

**CONTACT HOURS/WEEK:**

Lecture (L)	Tutorial (T)	Practical (P)	Credit (C)
0	0	6	3

**Internal Assessment: 60**

**End Term Exam: 40**

**Duration of Exam; 6 Hrs**

**Objective and outcome of course:** This course deals with the fundamentals of the portrait making processes which involve visual approach and then organizing the same for the intended purpose. The portraits capture essence of subject without being caught up in details. Anatomical study of the skull is a sensible part of portrait drawing.

**CO1:** This course deals with the fundamentals of the portrait making processes which involve visual approach and then organizing the same for the intended purpose.

**CO2:** The portraits capture essence of subject without being caught up in details.

**CO3:** Anatomical study of the skull is a sensible part of portrait drawing.

**CO4** Gaining an appreciation for the historical and cultural contexts of drawing and portraiture, and how these traditions have evolved over time.

**Contents of Syllabus:**

Sr. No	Contents	Contact Hours
<b>UNIT-I</b>	Head Study:-basic head is flattened boll Begin With Simplified Planes, Render Head and Features,	
<b>UNIT-II</b>	Construction of the different age groups of skull, Planes, and masses of head, bust from different Angles and eye levels,	
<b>UNIT-III</b>	Adult Head Proportions, Construction of the different types of eyes, ears & nose with expressions.	
<b>UNIT-IV</b>	Construction of the different gender of skull, Planes, and masses of head, bust from different Angles and eye levels	

**Recommended Books:**

- Andrew Loomis - Drawing the Head and Hands

L-Lecture

T-Tutorial

P-Practical

The Breakup for internal evaluation (40Marks) is as follows:

1. Mid Semester Exams: 20
2. Assignment: 10
3. Attendance: 5
4. Class Participation: 5

Note: For Evaluation scheme ordinance number 8 “Regulation for Academic Evaluation” RIMT University.

### Instruction of Question Paper setter

- The examiner will evaluate the work of examinee on the last day of the examination and if the examiner did not turn up on the last day, the art work will be kept in sealed lock custody and as and when the examiner comes as his/her convenient date can evaluate the practical paper.
- Board of internal Examiner (Chairman, Internal and nominee of chairman) will evaluate the Sessional work.



L-Lecture

T-Tutorial

P-Practical

The Breakup for internal evaluation (40Marks) is as follows:

1. Mid Semester Exams: 20
2. Assignment: 10
3. Attendance: 5
4. Class Participation: 5

Note: For Evaluation scheme ordinance number 8 “Regulation for Academic Evaluation” RIMT University.

**SUBJECT TITLE: Digital Representation-I (Practical)**

**SUBJECT CODE: BFAP2306**

**SEMESTER: III**

**CONTACT HOURS/WEEK:**

Lecture (L)	Tutorial (T)	Practical (P)	Credit (C)
0	0	4	2

**Internal Assessment: 60**

**End Term Exam: 40**

**Duration of Exam; 6 Hrs**

**Objective and outcome of course:** The objective of this is to create an awareness of computer application in the students and also to make them familiar with the working of computer system. This exposure will enable the students to enter the world with confidence, live in these environments in a harmonious way and contribute to the productivity.

**CO1** Understanding of Information Technology and Networking: Students will gain an understanding of various technologies such as email, websites, and networking, and their applications in modern society.

**CO2** Students will learn about the process and logic behind three-dimensional form development, and will be able to create utility articles.

**CO3** Students will gain an introduction to design software, which will enable them to use the latest versions available from time to time.

**CO4** Students will develop an understanding of the principles of design such as unity, harmony, balance, emphasis, rhythm, proportion, distribution of space, light, and tonality.

**Contents of Syllabus:**

Sr. No	Contents	Contact Hours
<b>UNIT-I</b>	Introduction to Information Technology and networking like email, website. Introduction to software Corel Draw. Practicing of Corel Draw its tools, and its applications and creation of 2 digital art work using simple Corel tools demonstrated in class.	
<b>UNIT-II</b>	<b>Principles of design</b> - Unity, Harmony, Balance, Emphasis, Rhythm, Proportion, Distribution of Space, light and tonality in depicting space line in nature. Abstract lines as symbol, line as form, line as pattern	

L-Lecture

T-Tutorial

P-Practical

The Breakup for internal evaluation (40Marks) is as follows:

1. Mid Semester Exams: 20
2. Assignment: 10
3. Attendance: 5
4. Class Participation: 5

Note: For Evaluation scheme ordinance number 8 “Regulation for Academic Evaluation” RIMT University.

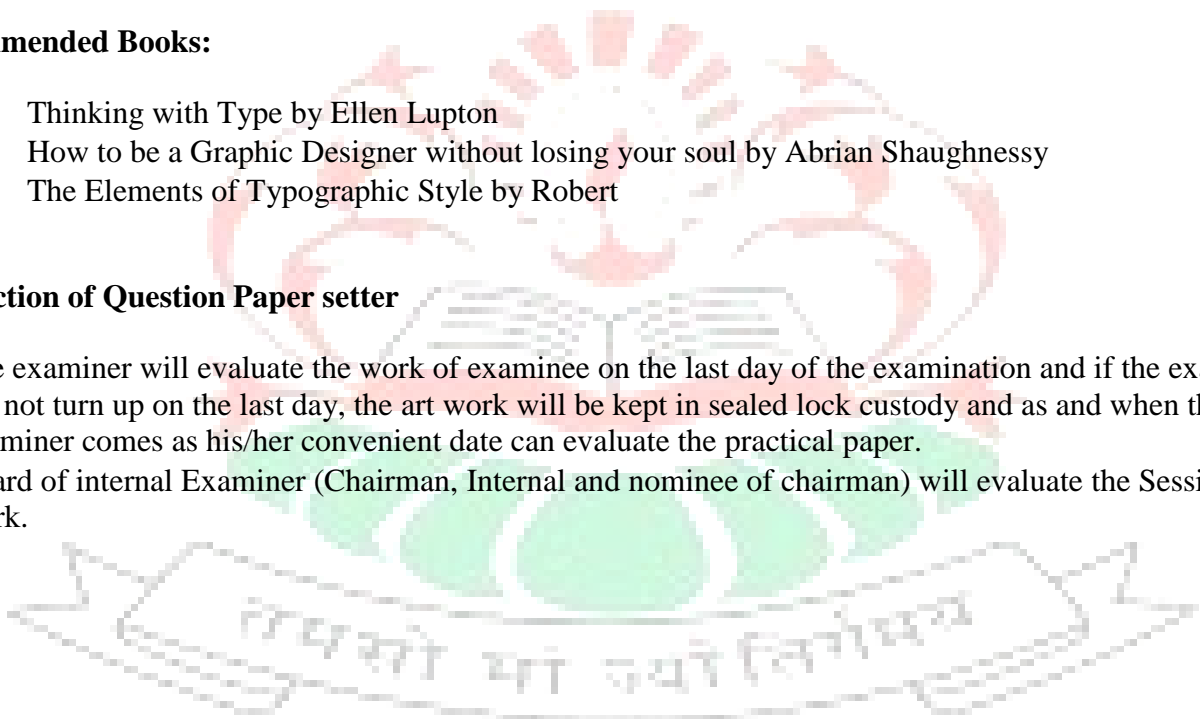
<b>UNIT-III</b>	Handling the 3-dimensional space with an imaginative sense of design the exercise should be conducted in various medium. Understanding of various materials and their combination such as paper, cardboard, wood, clay, paper Mache, plastic cane, thermo coal, etc. Three dimensional form development, process and logic behind it. Utility articles	
<b>UNIT-IV</b>	Introduction of Design Software according to latest version available from time to time.	

**Recommended Books:**

- Thinking with Type by Ellen Lupton
- How to be a Graphic Designer without losing your soul by Abrian Shaughnessy
- The Elements of Typographic Style by Robert

**Instruction of Question Paper setter**

- The examiner will evaluate the work of examinee on the last day of the examination and if the examiner did not turn up on the last day, the art work will be kept in sealed lock custody and as and when the examiner comes as his/her convenient date can evaluate the practical paper.
- Board of internal Examiner (Chairman, Internal and nominee of chairman) will evaluate the Sessional work.



L-Lecture

T-Tutorial

P-Practical

The Breakup for internal evaluation (40Marks) is as follows:

1. Mid Semester Exams: 20
2. Assignment: 10
3. Attendance: 5
4. Class Participation: 5

Note: For Evaluation scheme ordinance number 8 “Regulation for Academic Evaluation” RIMT University.



**SUBJECT TITLE: Creative Painting (Practical)**  
**SUBJECT CODE: BFAP2307**  
**SEMESTER: III**  
**CONTACT HOURS/WEEK:**

Lecture (L)	Tutorial (T)	Practical (P)	Credit (C)
0	0	6	3

**Internal Assessment: 60**

**End Term Exam: 40**

**Duration of Exam; 6 Hrs**

**Objective and outcome of course:** This subject imparts knowledge about creating compositions in a creative way to help students to generate ideas and concepts.

**CO1:** This subject imparts knowledge about creating compositions in a creative way to help students to generate ideas and concepts.

**CO2:** From this module student will be able to understand the concept of line. They will be able to draw the objects using different types of lines.

**CO3:** Students exhibit capacity to create volume with the help of lines and draw with intuitive attitude.

**CO4** Understanding the technical aspects of preparing painting surfaces and using different tools and equipment.

### **Contents of Syllabus:**

Sr. No	Contents	Contact Hours
<b>UNIT-I</b>	Composition exercises based on studies of objects and groups, on space, on studies of Local Scenes.	

L-Lecture

T-Tutorial

P-Practical

The Breakup for internal evaluation (40Marks) is as follows:

1. Mid Semester Exams: 20
2. Assignment: 10
3. Attendance: 5
4. Class Participation: 5

Note: For Evaluation scheme ordinance number 8 "Regulation for Academic Evaluation" RIMT University.

<b>UNIT-II</b>	Compositional analysis of paintings exercises in the use of color and textural values.	
<b>UNIT-III</b>	Use of different forms in different shapes and sizes being more sensitive about your environment	
<b>UNIT-IV</b>	Compositional analysis of paintings exercises in the use of color and textural values with different perspective.	

**Recommended Books:**

- A Contemporary Guide To Figure Drawing, Painting, And Composition By Zeller, Robert
- Basic Human Anatomy: An Essential Visual Guide for Artists Hardcover– October 18, 2016 by [Roberto Osti](#)

**Instruction of Question Paper setter**

- The examiner will evaluate the work of examinee on the last day of the examination and if the examiner did not turn up on the last day, the art work will be kept in sealed lock custody and as and when the examiner comes as his/her convenient date can evaluate the practical paper.
- Board of internal Examiner (Chairman, Internal and nominee of chairman) will evaluate the Sessional work.

L-Lecture

T-Tutorial

P-Practical

The Breakup for internal evaluation (40Marks) is as follows:

1. Mid Semester Exams: 20
2. Assignment: 10
3. Attendance: 5
4. Class Participation: 5

Note: For Evaluation scheme ordinance number 8 “Regulation for Academic Evaluation” RIMT University.

**SUBJECT TITLE: Integrated Project-III (Generic Subject)**

**SUBJECT CODE: BFAP2308**

**SEMESTER: III**

**CONTACT HOURS/WEEK:**

Lecture (L)	Tutorial (T)	Practical (P)	Credit (C)
0	0	2	1

**Internal Assessment: 60**

**End Term Exam: 40**

**Duration of Exam; 3 Hrs**

**Objective and outcome of course:** Develop their own style and technique and learn how to express their views about their own style.

**CO1:** Develop their own style and technique and learn how to express their views about their own style.

**CO2:** The students are able to contribute to innovative thinking and to innovation processes.

**CO3:** The students have extended their experience in prioritizing needs when integrating projects with competing objectives.

**CO4:** Building a portfolio of artwork to showcase progress and development throughout the course.

**Contents of Syllabus:**

L-Lecture

T-Tutorial

P-Practical

The Breakup for internal evaluation (40Marks) is as follows:

1. Mid Semester Exams: 20
2. Assignment: 10
3. Attendance: 5
4. Class Participation: 5

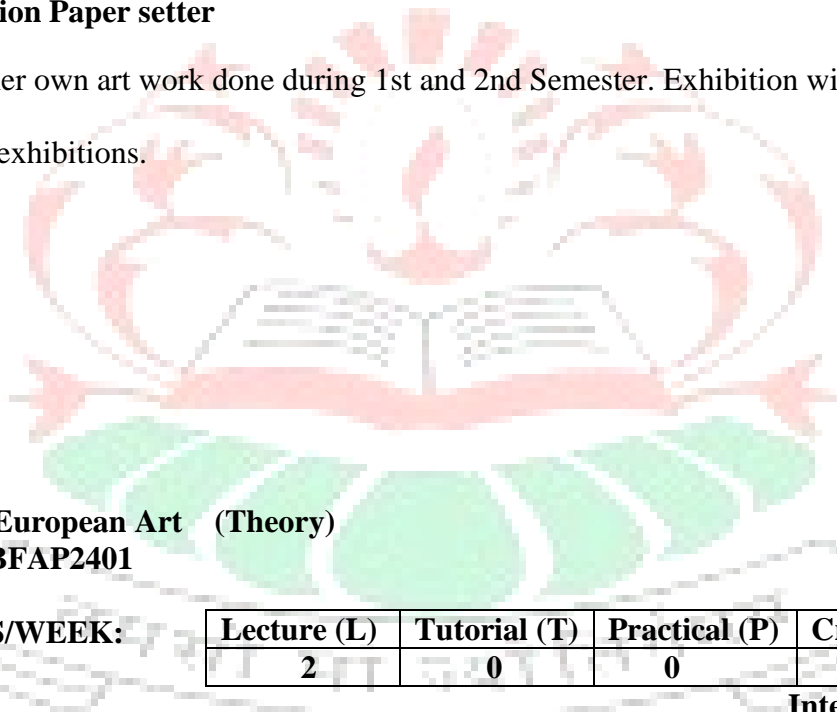
Note: For Evaluation scheme ordinance number 8 “Regulation for Academic Evaluation” RIMT University.

Sr. No	Contents	Contact Hours
UNIT-I	Attend Art Exhibitions	
UNIT-II	Attend workshops and Industrial visit	
UNIT-III	Submit Portfolio of session work	
UNIT-IV	To Report will be submitted on given subjects on month prior to the end of the session on pervious paintings.	

**Recommended Books:**

**Instruction of Question Paper setter**

- (i) Exhibition of his/her own art work done during 1st and 2nd Semester. Exhibition will be conducted at the end of semester.
- (ii) Review about art exhibitions.



**SUBJECT TITLE: European Art (Theory)**

**SUBJECT CODE: BFAP2401**

**SEMESTER: IV**

**CONTACT HOURS/WEEK:**

Lecture (L)	Tutorial (T)	Practical (P)	Credit (C)
2	0	0	2

**Internal Assessment: 40**

**End Term Exam: 60**

**Duration of Exam; 3 Hrs**

**Objective and outcome of course:** The subject of history will provide students with an understanding of the past and knowledge of specific historical periods. Students will possess knowledge of the monuments and art & architectural styles of major art periods of the past. They will gather knowledge about the vivid kingdoms in the world around and also about their peculiar styles and materials. This course will help the student to understand the value of Art and Style of different civilizations which have occurred around the world. This will familiarize the students with art on global level.

**CO1:** The subject of history will provide students with an understanding of the past and knowledge of

L-Lecture

T-Tutorial

P-Practical

The Breakup for internal evaluation (40Marks) is as follows:

1. Mid Semester Exams: 20
2. Assignment: 10
3. Attendance: 5
4. Class Participation: 5

Note: For Evaluation scheme ordinance number 8 “Regulation for Academic Evaluation” RIMT University.

specific historical periods.

**CO2:** They will gather knowledge about the vivid kingdoms in the world around and also about their peculiar styles and materials.

**CO3:** This course will help the student to understand the value of Art and Style of different civilizations which have occurred around the world.

**CO4** Analyze the role of art in shaping cultural identity in different historical periods, from the Egyptian and Greek civilizations to the Roman Empire and the medieval European period.

**Contents of Syllabus:**

Sr. No	Contents	Contact Hours
<b>UNIT-I</b>	Egyptian Art-Sculptures (Relief and 3-D) Greek Art (Geometric and Archaic)	
<b>UNIT-II</b>	Greek Art (Classical) Roman Art	
<b>UNIT-III</b>	Early Christian Art Byzantine Art	
<b>UNIT-IV</b>	Romanesque Art Gothic Art	

**Recommended Books:**

- History of Art - H.W. Janson
- Art through the Ages - Gardner
- The Art of Rome - Bernard Andreae
- Egypt - K. Lange and M. Hirmer
- Byzantium - Cassell, London
- Ancient Rome - Nigel Rodgers
- Byzantine Art in the making - Ernst Kitzinger
- Pre Historic Europe - Philip Van Doren Stern
- The Greek Stones Speak - Paul Mackendrick
- How to recognize Roman Art - Mac Donald

**Instruction of Question Paper setter**

L-Lecture

T-Tutorial

P-Practical

The Breakup for internal evaluation (40Marks) is as follows:

1. Mid Semester Exams: 20
2. Assignment: 10
3. Attendance: 5
4. Class Participation: 5

Note: For Evaluation scheme ordinance number 8 “Regulation for Academic Evaluation” RIMT University.

Question Paper is divided into three sections. In which first question is compulsory. The detail of all sections mentioned below.

Section A: The candidates are required to attempt all the twelve MCQs and each question carrying one mark.  $12 \times 1 = 12$

Section B: The candidates are required to attempt six out of eight questions and each question is carrying four marks.  $6 \times 4 = 24$

Section C: The candidates are required to attempt three out of four questions and each question carrying eight marks.  $3 \times 8 = 24$



**SUBJECT TITLE: Aesthetic-II (Theory)**

**SUBJECT CODE: BFAP2402**

**SEMESTER: IV**

**CONTACT HOURS/WEEK:**

Lecture (L)	Tutorial (T)	Practical (P)	Credit (C)
2	0	0	2

**Internal Assessment: 40**

**End Term Exam: 60**

L-Lecture

T-Tutorial

P-Practical

The Breakup for internal evaluation (40Marks) is as follows:

1. Mid Semester Exams: 20
2. Assignment: 10
3. Attendance: 5
4. Class Participation: 5

Note: For Evaluation scheme ordinance number 8 "Regulation for Academic Evaluation" RIMT University.

**Duration of Exam; 3 Hrs**

**Objective and outcome of course:** Aesthetics is a branch of [Philosophy](#) that explores the nature of [art](#), [beauty](#), and [taste](#), with the creation and appreciation of beauty. It is more scientifically defined as the study of [sensory](#) or sensori – emotional, values, sometimes called [judgments](#) of [sentiment](#) and taste.

**CO1:** Aesthetics is a crucial part of art. Dealing with emotions like beauty, taste and art, this subject will help the students develop a sense of aesthetics in the artist's consciousness.

**CO2:** This will further help the student in understanding the [judgments](#) of [sentiments](#).

**CO3:** Student shall be acquainted with art form an expansive viewpoint.

**CO4** Aesthetics involves the examination of various forms of communication, such as visual arts, music, literature, and film.

**Contents of Syllabus:**

Sr. No	Contents	Contact Hours
UNIT-I	Principles of Art Appreciation. Stylistic analysis of important works of Art.	
UNIT-II	The Six Limbs of Indian Art “Shadanga” HinyanaBuddhis.	
UNIT-III	Art and Society Art and Religion	
UNIT-IV	Basic Religious System –Jain Introduction to Jain Iconography.	

**Recommended Books:**

SaundryaSastraKeTatva (Hindi) - Kumar Vikal  
Art Beauty and Creativity - Shyamala Gupta  
Comparti Aesthetic - Dr. K.C. Pandey  
Kala Ke Sidhant (Hindi) - R.G Kalingwood  
Saundrya Ka Tatparya (Hindi) - Dr. Ram TirathShukal  
Bhartya Kala Aayam (Hindi) - NiharRanjanRai  
The dances of Shiva - AnandCoomarswamy  
An approach for Indian – ShehPandit theory of Art and Aesthetes  
Marxist Aesthetes - A Zis

L-Lecture

T-Tutorial

P-Practical

The Breakup for internal evaluation (40Marks) is as follows:

1. Mid Semester Exams: 20
2. Assignment: 10
3. Attendance: 5
4. Class Participation: 5

Note: For Evaluation scheme ordinance number 8 “Regulation for Academic Evaluation” RIMT University.

Aesthetes - S.K. Saxena

### Instruction of Question Paper setter

Question Paper is divided into three sections. In which first question is compulsory. The detail of all sections mentioned below.

Section A: The candidates are required to attempt all the twelve MCQs and each question carrying one mark.  $12*1=12$

Section B: The candidates are required to attempt six out of eight questions and each question is carrying four marks.  $6*4=24$

Section C: The candidates are required to attempt three out of four questions and each question carrying eight marks.  $3*8=24$



L-Lecture

T-Tutorial

P-Practical

The Breakup for internal evaluation (40Marks) is as follows:

1. Mid Semester Exams: 20
2. Assignment: 10
3. Attendance: 5
4. Class Participation: 5

Note: For Evaluation scheme ordinance number 8 “Regulation for Academic Evaluation” RIMT University.



**SUBJECT TITLE: Method and Materials – II (Theory)**

**SUBJECT CODE: BFAP2403**

**SEMESTER: IV**

**CONTACT HOURS/WEEK:**

Lecture (L)	Tutorial (T)	Practical (P)	Credit (C)
2	0	0	2

**Internal Assessment: 40**

**End Term Exam: 60**

**Duration of Exam; 3 Hrs**

**Objective and outcome of course:** This course deals with the using of proper methods and materials to understanding the proper chemistry of medium and how to use and preserve it. In sculpting, medium plays a vital and huge role in composition. This course will provide the knowledge and facts about the different mediums.

**CO1:** This course deals with the using of proper methods and materials to understanding the proper chemistry of medium and how to use and preserve it.

**CO2:** In sculpting, medium plays a vital and huge role in composition.

**CO3:** This course will provide the knowledge and facts about the different mediums.

**CO4** By exploring different painting methods and materials, students can develop their creativity and experiment with new techniques and approaches to art-making

### Contents of Syllabus:

Sr. No	Contents	Contact Hours
<b>UNIT-I</b>	Importance of study of methods and materials of Painting. Rules of Permanence: Regarding Drawings and paintings with reasons of Deterioration and their remedy. Nature and Characteristics of various painting mediums in brief like water color, oriental ink painting, Gauche, Oil colors, colored inks and Acrylic colors.	
<b>UNIT-II</b>	Water color painting (transparent). Water color pigments, binding medias, brushes, support and stretching of paper. Mounting framing and presentation of Art work	
<b>UNIT-III</b>	Discuss various types of brushes, knives and spatulas etc their function, care, selection, usage and taking care. Paper as support and other grounds for drawing and painting surfaces.	

L-Lecture

T-Tutorial

P-Practical

The Breakup for internal evaluation (40Marks) is as follows:

1. Mid Semester Exams: 20
2. Assignment: 10
3. Attendance: 5
4. Class Participation: 5

Note: For Evaluation scheme ordinance number 8 “Regulation for Academic Evaluation” RIMT University.

	Their preparation and usage for different mediums of drawing and coloring.	
<b>UNIT-IV</b>	Drawing mediums and various related techniques- Charcoal, Chalk, Conte, Pen-drawing, Crayons, Pencil, Inks, Pastels	

### Recommended Books:

- A Hand Book of Method & Material- Ray smith
- ChitranSamagri – Dr. R.K. Singh (In Hindi Language)
- The Painter’s method and materials – A.P Laurie
- The Artist’s hand book of Materials and techniques by Ralph Mayer

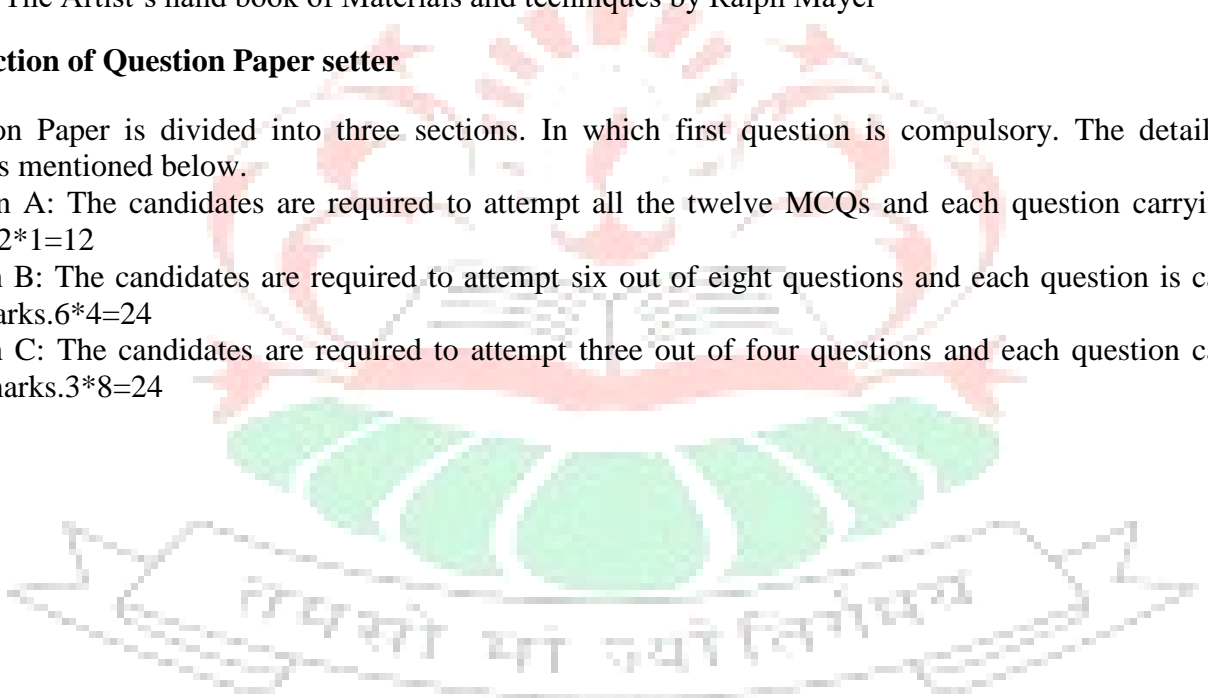
### Instruction of Question Paper setter

Question Paper is divided into three sections. In which first question is compulsory. The detail of all sections mentioned below.

Section A: The candidates are required to attempt all the twelve MCQs and each question carrying one mark.  $12 \times 1 = 12$

Section B: The candidates are required to attempt six out of eight questions and each question is carrying four marks.  $6 \times 4 = 24$

Section C: The candidates are required to attempt three out of four questions and each question carrying eight marks.  $3 \times 8 = 24$



L-Lecture

T-Tutorial

P-Practical

The Breakup for internal evaluation (40Marks) is as follows:

1. Mid Semester Exams: 20
2. Assignment: 10
3. Attendance: 5
4. Class Participation: 5

Note: For Evaluation scheme ordinance number 8 “Regulation for Academic Evaluation” RIMT University.

**SUBJECT TITLE: Drawing Full Figure (Practical)**

**SUBJECT CODE: BFAP2406**

**SEMESTER: IV**

**CONTACT HOURS/WEEK:**

Lecture (L)	Tutorial (T)	Practical (P)	Credit (C)
0	0	6	3

**Internal Assessment: 60**

**End Term Exam: 40**

**Duration of Exam; 6 Hrs**

**Objective and outcome of course:** This course deals with the fundamentals of Detailed study of the human form. Emphasis on rendering, mood, expression, and skeletal and muscular structure. Life Drawing II is a continuation of Life Drawing I with emphasis on special problems in drawing the human form in selected media. The student will review basic knowledge for the elements of art: line, value, shape, volume, texture and color to lead to their deliberate manipulation for different types of spatial illusion, composition, and expressive meaning and purpose.

**CO1:** This course deals with the fundamentals of detailed study of the human form. Emphasis on rendering, mood, expression, and skeletal and muscular structure.

**CO2 :** Learning basic proportion, scale, mass, anatomy, posture, drawing, modeling, etc. of head/life.

**CO3:** Ability to develop half scale life study.

**CO4** Students must learn to observe and accurately depict the details of the body, such as the shape and positioning of limbs, muscles, and bones.

**.Contents of Syllabus:**

Sr. No	Contents	Contact Hours
<b>UNIT-I</b>	Demonstrate knowledge of the bone structure of the human skeleton	

L-Lecture

T-Tutorial

P-Practical

The Breakup for internal evaluation (40Marks) is as follows:

1. Mid Semester Exams: 20
2. Assignment: 10
3. Attendance: 5
4. Class Participation: 5

Note: For Evaluation scheme ordinance number 8 “Regulation for Academic Evaluation” RIMT University.

	and the body's muscle structure by drawing and by quizzes on the nomenclature of anatomy.	
<b>UNIT-II</b>	Draw the human figure accurately displaying normative proportional relationships of the body's parts to the whole. Depict the figure in a variety of poses using foreshortening (linear perspective).	
<b>UNIT-III</b>	Draw the figure so that the illusion of volume is achieved through a variety of shading techniques, such as, graduated continuous tones, cross contour lines and cross-hatching.	
<b>UNIT-IV</b>	Convey gesture, the illusion of expressive movement, when drawing the figure spontaneously in very brief periods of time.	

**Recommended Books:**

- Andrew Loomis - Drawing the Head and Hands
- Atlas of Human Anatomy for the Artist, by Stephen Peck
- The Human Figure: An Anatomy for Artists, by David Rubin

**Instruction of Question Paper setter**

- The examiner will evaluate the work of examinee on the last day of the examination and if the examiner did not turn up on the last day, the art work will be kept in sealed lock custody and as and when the examiner comes as his/her convenient date can evaluate the practical paper.
- Board of internal Examiner (Chairman, Internal and nominee of chairman) will evaluate the Sessional work.

L-Lecture

T-Tutorial

P-Practical

The Breakup for internal evaluation (40Marks) is as follows:

1. Mid Semester Exams: 20
2. Assignment: 10
3. Attendance: 5
4. Class Participation: 5

Note: For Evaluation scheme ordinance number 8 "Regulation for Academic Evaluation" RIMT University.

**SUBJECT TITLE: Creative & Figurative Composition – (Practical)**

**SUBJECT CODE: BFAP2407**

**SEMESTER: IV**

**CONTACT HOURS/WEEK:**

Lecture (L)	Tutorial (T)	Practical (P)	Credit (C)
0	0	8	4

**Internal Assessment: 60**

**End Term Exam: 40**

**Duration of Exam; 6 Hrs**

**Objective and outcome of course:** This subject will impart knowledge about complete aspect of drawing and painting as a whole subject.

**CO1:** This subject will impart knowledge about complete aspect of drawing and painting as a whole subject.

**CO2:** Apply visual understanding to create a sense of order or harmony by arranging basic shapes on a flat surface.

**CO3:** Generates capability to sketch the human figure observationally, properly applying an understanding of basic drawing skills, postures, proportion and creative anatomy.

**CO4** Through the study of creative and figurative composition, students develop their visual literacy skills. They learn to interpret and analyze visual elements and how they are used to convey meaning and emotion.

L-Lecture

T-Tutorial

P-Practical

The Breakup for internal evaluation (40Marks) is as follows:

1. Mid Semester Exams: 20
2. Assignment: 10
3. Attendance: 5
4. Class Participation: 5

Note: For Evaluation scheme ordinance number 8 “Regulation for Academic Evaluation” RIMT University.

### Contents of Syllabus:

Sr. No	Contents	Contact Hours
UNIT-I	Composition exercises based on studies of objects and group, on space, on studies of Local Scenes.	
UNIT-II	Compositional analysis of paintings exercises in the use of color and textural values. Use of different forms in different shapes and sizes being more sensitive about your environment.	
UNIT-III	Course of Study: Study from life model with emphasis on deliration of character Various expressions and composition of figure in different settings.	
UNIT-IV	Life drawing: Full Figure, Study of human anatomy, proportion, planes and masses, posture and rhythmic unity of body parts, foreshortening, quick time sketches and finished drawings.. Outdoor : Selection of spot, picture frame observation and study of variations in nature, additions and elimination, simplification, eye levels and perspective, balance and rhythms for use in composition	

### Recommended Books:

- Colour Therapy 2016 by [Chhavi Gupta](#)
- [Drawing & Painting: Materials and Techniques for Contemporary Artists](#) 1 February 2015 by [Kate Wilson](#) and Simon S. Laurie
- The Complete Book of Drawing and Painting Hardcover – May 2, 2006 by [Mike Chaplin](#)
- [Abstract Nature: Painting the natural world with acrylics, watercolour and oil](#) Waltraud Nawratil

### Instruction of Question Paper setter

- The examiner will evaluate the work of examinee on the last day of the examination and if the examiner did not turn up on the last day, the art work will be kept in sealed lock custody and as and when the examiner comes as his/her convenient date can evaluate the practical paper.
- Board of internal Examiner (Chairman, Internal and nominee of chairman) will evaluate the Sessional work.

L-Lecture

T-Tutorial

P-Practical

The Breakup for internal evaluation (40Marks) is as follows:

1. Mid Semester Exams: 20
2. Assignment: 10
3. Attendance: 5
4. Class Participation: 5

Note: For Evaluation scheme ordinance number 8 “Regulation for Academic Evaluation” RIMT University.



**SUBJECT TITLE: Integrated Project-IV (Generic Subject)**

**SUBJECT CODE: BFAP2408**

**SEMESTER: IV**

**CONTACT HOURS/WEEK:**

Lecture (L)	Tutorial (T)	Practical (P)	Credit (C)
0	0	2	1

**Internal Assessment: 60**

**End Term Exam: 40**

**Duration of Exam; 3 Hrs**

**Objective and outcome of course:** Develop their own style and technique and learn how to express their views about their own style.

**CO1:** Develop their own style and technique and learn how to express their views about their own style.

**CO2:** The students are able to contribute to innovative thinking and to innovation processes.

**CO3:** The students have extended their experience in prioritizing needs when integrating projects with competing objectives.

L-Lecture

T-Tutorial

P-Practical

The Breakup for internal evaluation (40Marks) is as follows:

1. Mid Semester Exams: 20
2. Assignment: 10
3. Attendance: 5
4. Class Participation: 5

Note: For Evaluation scheme ordinance number 8 “Regulation for Academic Evaluation” RIMT University.

**CO4:** Building a portfolio of artwork to showcase progress and development throughout the course.

**Contents of Syllabus:**

Sr. No	Contents	Contact Hours
<b>UNIT-I</b>	Attend Art Exhibitions	
<b>UNIT-II</b>	Attend workshops and Industrial visit	
<b>UNIT-III</b>	Submit Portfolio of session work	
<b>UNIT-IV</b>	Report will be submitted on given subjects on month prior to the end of the session on pervious paintings.	

**Recommended Books:**

**Instruction of Question Paper setter**

- (i) Exhibition of his/her own art work done during 1st and 2nd Semester. Exhibition will be conducted at the end of semester.
- (ii) Review about art exhibitions.

**SUBJECT TITLE: History & Appreciation of Art- I (Theory)**

**SUBJECT CODE: BFAP3501**

**SEMESTER: V**

**CONTACT HOURS/WEEK:**

Lecture (L)	Tutorial (T)	Practical (P)	Credit (C)
<b>2</b>	<b>0</b>	<b>0</b>	<b>2</b>

**Internal Assessment: 60**

**End Term Exam: 40**

**Duration of Exam; 6 Hrs**

**Objective and outcome of course:** To make students aware about History and Appreciation of Art with special reference of Indian miniature painting, Jain & Pala miniature painting, Mughal miniature painting', Rajasthan & pahari miniature painting and detail study of miniature painting, techniques, themes etc.

L-Lecture

T-Tutorial

P-Practical

The Breakup for internal evaluation (40Marks) is as follows:

1. Mid Semester Exams: 20
2. Assignment: 10
3. Attendance: 5
4. Class Participation: 5

Note: For Evaluation scheme ordinance number 8 “Regulation for Academic Evaluation” RIMT University.



**CO1:** To make students aware about History and Appreciation of Art with special reference of Indian miniature painting, Jain & Pala miniature painting, Mughal miniature painting', Rajasthan & Pahari miniature painting

**CO2:** Detail study of miniature painting, techniques, themes etc.

**CO3:** To develop an understanding of culture and context during different historical periods in India.

**CO4** Developing critical thinking and analysis skills through the analysis of historical and contemporary miniature paintings.

**Contents of Syllabus:**

Sr. No	Contents	Contact Hours
<b>UNIT-I</b>	Pal and jain miniature painting History & themes Painting techniques	
<b>UNIT-II</b>	Mughal period miniature Paintings, History, Themes, Techniques of Mughal Paintings, Material used in Mughal miniature painting- Babar, Humayun, Akbar & Jahangir period miniature painting	
<b>UNIT-III</b>	Rajput miniature painting -Rajsthani miniature painting: Study Of miniature painting and technique, Major schools Art:- Kishangarh, Bundi, Jaipur Alwar	
<b>UNIT-IV</b>	Kangra miniature painting : technique pahari miniature painting and main text related to ragas and ragini , Art pahari schools :- Basholi, Chamba, Guler ,Jammu Company School Miniature Painting	

**Recommended Books:**

- Bhartiya Chitra Kala Ka Itihas- Vachaspati Gairola.
- Bartiya Chitrakala Ka Itihas- Avinash Bahadur verma.
- Rupa prada Kala Ke Muladhar- R. A. agrawal and S. K. Sharma
- Bhartiya Murtikala\_ Ramanath Mishra.
- Bhartiya Kala- A. L. Srivastava.
- Bhartiya Chitrangan- R. K. Vishwakarma.
- Arts and Architecture of India - Benjamin Rowland

L-Lecture T-Tutorial P-Practical

The Breakup for internal evaluation (40Marks) is as follows:

1. Mid Semester Exams: 20
2. Assignment: 10
3. Attendance: 5
4. Class Participation: 5

Note: For Evaluation scheme ordinance number 8 “Regulation for Academic Evaluation” RIMT University.

History of Indian Art - Haumtington  
Indian Sculpture - SteHakramrisch  
A History of far Eastern Art - Thames and Hudson


### Instruction of Question Paper setter

Question Paper is divided into three sections. In which first question is compulsory. The detail of all sections mentioned below.

Section A: The candidates are required to attempt all the twelve MCQs and each question carrying one mark.  $12*1=12$

Section B: The candidates are required to attempt six out of eight questions and each question is carrying four marks.  $6*4=24$

Section C: The candidates are required to attempt three out of four questions and each question carrying eight marks.  $3*8=24$



**SUBJECT TITLE: Aesthetics-III (Theory)**  
**SUBJECT CODE: BFAP3502**

Lecture (L)	Tutorial (T)	Practical (P)	Credit (C)
-------------	--------------	---------------	------------

L-Lecture

T-Tutorial

P-Practical

The Breakup for internal evaluation (40Marks) is as follows:

1. Mid Semester Exams: 20
2. Assignment: 10
3. Attendance: 5
4. Class Participation: 5

Note: For Evaluation scheme ordinance number 8 "Regulation for Academic Evaluation" RIMT University.

SEMESTER: V

2	0	0	2
---	---	---	---

CONTACT HOURS/WEEK:

Internal Assessment: 40

End Term Exam: 60

Duration of Exam; 3 Hrs

**Objective and outcome of course:** The aim of the subject is to introduce the students to the role of Aesthetics in life which will guide him to explore the nature of [art](#), [beauty](#), and [taste](#), with the creation and appreciation of beauty. This will further help the student in understanding the [judgments](#) of [sentiments](#).

**CO1:** The aim of the subject is to introduce the students to the role of Aesthetics in life which will guide him to explore the nature of [Art](#), [beauty](#), and [taste](#), with the creation and appreciation of beauty.

**CO2:** This will further help the student in understanding the [judgments](#) of [sentiments](#).

**CO3:** Student shall be acquainted with art form an expansive viewpoint.

**CO4** Aesthetics involves the examination of various forms of communication, such as visual arts, music, literature, and film.

### Contents of Syllabus:

Sr. No	Contents	Contact Hours
UNIT-I	Vatsayan:- Social & Psychological Aspects of Aesthetic Art & Beauty	
UNIT-II	Fundamental of Indian Art based on Hindu silpa texts such as Vishnu Dharmotram purana, Shukranitisar, Samarana Sutracharana and silparatham	
UNIT-III	Art & Education	
UNIT-IV	Poroksha Abhas	

### Recommended Books:

- SaundryaSastraKeTatva (Hindi) - Kumar Vikal
- Art Beauty and Creativity - Shyamala Gupta
- Companti Aesthetic - Dr. K.C. Pandey
- Kala Ke Sidhant (Hindi) - R.G Kalingwood
- Saundrya Ka Tatparya (Hindi) - Dr. Ram TirathShukal
- Bhartya Kala Aayam (Hindi) - NiharRanjanRai
- The dances of Shiva - AnandCoomarswamy
- An approach for Indian – ShehPandit

L-Lecture

T-Tutorial

P-Practical

The Breakup for internal evaluation (40Marks) is as follows:

1. Mid Semester Exams: 20
2. Assignment: 10
3. Attendance: 5
4. Class Participation: 5

Note: For Evaluation scheme ordinance number 8 “Regulation for Academic Evaluation” RIMT University.

- Theory of Art and Aesthetes- Marxist Aesthetes
- Aesthetes - S.K. Saxena


### Instruction of Question Paper setter

Question Paper is divided into three sections. In which first question is compulsory. The detail of all sections mentioned below.

Section A: The candidates are required to attempt all the twelve MCQs and each question carrying one mark.  $12 \times 1 = 12$

Section B: The candidates are required to attempt six out of eight questions and each question is carrying four marks.  $6 \times 4 = 24$

Section C: The candidates are required to attempt three out of four questions and each question carrying eight marks.  $3 \times 8 = 24$



L-Lecture

T-Tutorial

P-Practical

The Breakup for internal evaluation (40Marks) is as follows:

1. Mid Semester Exams: 20
2. Assignment: 10
3. Attendance: 5
4. Class Participation: 5

Note: For Evaluation scheme ordinance number 8 "Regulation for Academic Evaluation" RIMT University.

**SUBJECT TITLE: Method and Materials-III (Theory)**

**SUBJECT CODE: BFAP3503**

**SEMESTER: V**

**CONTACT HOURS/WEEK:**

Lecture (L)	Tutorial (T)	Practical (P)	Credit (C)
2	0	0	2

**Internal Assessment: 40**

**End Term Exam: 60**

**Duration of Exam; 3 Hrs**

**Objective and outcome of course:** The substances or materials used in the creation of a work of art, as well as any production or manufacturing techniques, processes, or methods incorporated in its fabrication. This information includes a description of both the materials used to create the work and the way in which they were put together.

**CO1:** The substances or materials used in the creation of a work of art, as well as any production or manufacturing techniques, processes, or methods incorporated in its fabrication.

**CO2:** This information includes a description of both the materials used to create the work and the way in which they were put together.

**CO3:** This course will provide the knowledge and facts about the different mediums.

**CO4** By exploring different painting methods and materials, students can develop their creativity and experiment with new techniques and approaches to art-making.

#### Contents of Syllabus:

Sr. No	Contents	Contact Hours
UNIT-I	Gouache and oil paint Gums and glues Resin and Varnishes.	
UNIT-II	Drying oils, thinners and siccatives. Practical: Mounting and Pasting of Art Works/ coating surface on paper etc.	
UNIT-III	Preservation, Restoration methods and techniques	
UNIT-IV	Preparation of canvas, and other ground surfaces for the paintings.	

#### Recommended Books:

L-Lecture

T-Tutorial

P-Practical

The Breakup for internal evaluation (40Marks) is as follows:

1. Mid Semester Exams: 20
2. Assignment: 10
3. Attendance: 5
4. Class Participation: 5

Note: For Evaluation scheme ordinance number 8 "Regulation for Academic Evaluation" RIMT University.

A handbook of method and Material – Ray Smith

**Instruction of Question Paper setter**

Question Paper is divided into three sections. In which first question is compulsory. The detail of all sections mentioned below.

Section A: The candidates are required to attempt all the twelve MCQs and each question carrying one mark.  $12 \times 1 = 12$

Section B: The candidates are required to attempt six out of eight questions and each question is carrying four marks.  $6 \times 4 = 24$

Section C: The candidates are required to attempt three out of four questions and each question carrying eight marks.  $3 \times 8 = 24$

**SUBJECT TITLE: Photography (Practical)**

**SUBJECT CODE: BFAP3505**

**SEMESTER: V**

**CONTACT HOURS/WEEK:**

Lecture (L)	Tutorial (T)	Practical (P)	Credit (C)
0	0	4	2

**Internal Assessment: 60**

**End Term Exam: 40**

**Duration of Exam; 6 Hrs**

**Objective and outcome of course:** Develop their own style and technique and learn how to express their views about their own style.

**CO1:** Learning different techniques of photography in different contexts and environments.

**CO2:** understanding photography as an integral and essential part of Visual Communication.

**CO3:** Develop their own style and technique and learn how to express their views about their own style.

**CO4** Learn to analyze and critique photographs based on technical and aesthetic criteria.

**Contents of Syllabus:**

Sr. No	Contents	Contact Hours
<b>UNIT-I</b>	Use of camera; observation and selection of subject, composition; exposing outdoors and indoors. Knowledge of ISO, Shutter speed, aperture, depth of field etc. Use of Photoshop and other Software related to photography. Subject: i) Still Life ii) Portrait	
<b>UNIT-II</b>	Use of camera; observation and selection of subject, composition; exposing outdoors and indoors. Knowledge of ISO, Shutter speed,	

L-Lecture

T-Tutorial

P-Practical

The Breakup for internal evaluation (40Marks) is as follows:

1. Mid Semester Exams: 20
2. Assignment: 10
3. Attendance: 5
4. Class Participation: 5

Note: For Evaluation scheme ordinance number 8 “Regulation for Academic Evaluation” RIMT University.

	aperture, depth of field etc. Use of Photoshop and other Software related to photography. Subject: iii) Landscape iv) Composition	
<b>UNIT-III</b>	Use of camera; observation and selection of subject, composition; exposing outdoors and indoors. Knowledge of ISO, Shutter speed, aperture, depth of field etc. Use of Photoshop and other Software related to photography. Subject:v) Abstract Composition vi) Texture	
<b>UNIT-IV</b>	Use of camera; observation and selection of subject, composition; exposing outdoors and indoors. Knowledge of ISO, Shutter speed, aperture, depth of field etc. Use of Photoshop and other Software related to photography. Subject: vii) Digital Manipulation viii) Black & White Photography ix) Architectural Photography	

### Recommended Books:

- Understanding Exposure by Bryan Peterson
- How to create Stunning Digital Photography by Toy Northrup
- The Digital Photography Book by Scott Kelby
- The Creative Digital Darkroom by Katrin Sean Duggan
- Collins Complete Photography by Johan Garret
- The Photographer's Story: The Art of Visual Narrative by Michael Freeman
- The digital Photography Handbook: An Illustrated Step by Step Guide b Doug Harman

### Instruction of Question Paper setter

- The examiner will evaluate the work of examinee on the last day of the examination and if the examiner did not turn up on the last day, the art work will be kept in sealed lock custody and as and when the examiner comes as his/her convenient date can evaluate the practical paper.
- Board of internal Examiner (Chairman, Internal and nominee of chairman) will evaluate the Sessional work.

L-Lecture

T-Tutorial

P-Practical

The Breakup for internal evaluation (40Marks) is as follows:

1. Mid Semester Exams: 20
2. Assignment: 10
3. Attendance: 5
4. Class Participation: 5

Note: For Evaluation scheme ordinance number 8 "Regulation for Academic Evaluation" RIMT University.

**SUBJECT TITLE: Creative Mural & Composition (Practical)**

**SUBJECT CODE: BFAP3506**

**SEMESTER: V**

**CONTACT HOURS/WEEK:**

Lecture (L)	Tutorial (T)	Practical (P)	Credit (C)
0	0	8	4

**Internal Assessment: 60**

**End Term Exam: 40**

**Duration of Exam; 6 Hrs**

**Objective and outcome of course:** This subject will impart knowledge about complete aspect of creative drawing and painting as a whole subject

**CO1:** This subject will impart knowledge about complete aspect of creative drawing and painting as a whole subject.

**CO2:** Understand about stylistic approach of Mural tradition.

**CO3:** Perform some of common & unique values/knowledge of Composition Painting taught during the course simultaneously to meet professional requirements.

**CO4** Students must learn how to manage their time and resources effectively to complete their mural projects.

### **Contents of Syllabus:**

L-Lecture

T-Tutorial

P-Practical

The Breakup for internal evaluation (40Marks) is as follows:

1. Mid Semester Exams: 20
2. Assignment: 10
3. Attendance: 5
4. Class Participation: 5

Note: For Evaluation scheme ordinance number 8 “Regulation for Academic Evaluation” RIMT University.



Sr. No	Contents	Contact Hours
<b>UNIT-I</b>	Introduce the creative painting, Course of Study: composition exercises based on studies of objects and groups on space, on studies of Local Scenes. Use it in making a mural composition. Introduction of mural painting, types of mural -tile mural (Ceramic, stone, glass, metal tiles)  Study of method, techniques, tools related to mural making	
<b>UNIT-II</b>	Compositional analysis of abstract paintings exercises in the use of color , textural values &uses of waste material both painting and mural. Study of wall mural painting ( preparation, technique &how to finish wall mural)	
<b>UNIT-III</b>	Use of different forms in different shapes and sizes being more sensitive about your environment. Mosaic, Direct methods, Designs, Materials and Techniques.	
<b>UNIT-IV</b>	Use of different forms in different shapes and sizes being more sensitive about your environment.	

### Recommended Books:

- How to draw what you see by Rudy De Reyna
- Dynamic Composition by William F Powell
- The Elements and Principles of Composition for Drawing and Painting by John Bollenacher
- Pictorial Composition (Composition in Art) (Dover Art Instruction) by Henry Rankin Poore
- The Simple Secret to Better Painting: How to immediately improve your work with one Rule of Composition.
- Mastering Composition: Technique and Principles to Dramatically Improve Your Painting by Iran Roberts
- The Painter's Secret Geometry: A Study of Composition in Art by Charles Bouleau
- Art Fundamentals: Colour, Light, Composition, Anatomy, Perspective, and Depth by Gilles Beloeil

### Instruction of Question Paper setter

L-Lecture

T-Tutorial

P-Practical

The Breakup for internal evaluation (40Marks) is as follows:

1. Mid Semester Exams: 20
2. Assignment: 10
3. Attendance: 5
4. Class Participation: 5

Note: For Evaluation scheme ordinance number 8 "Regulation for Academic Evaluation" RIMT University.

- The examiner will evaluate the work of examinee on the last day of the examination and if the examiner did not turn up on the last day, the art work will be kept in sealed lock custody and as and when the examiner comes as his/her convenient date can evaluate the practical paper.
- Board of internal Examiner (Chairman, Internal and nominee of chairman) will evaluate the Sessional work.



**SUBJECT TITLE: Post Production Advanced After Effect (Practical)**

**SUBJECT CODE: BFAP3507**

**SEMESTER: V**

**CONTACT HOURS/WEEK:**

Lecture (L)	Tutorial (T)	Practical (P)	Credit (C)
0	0	6	3

**Internal Assessment: 60**

**End Term Exam: 40**

**Duration of Exam; 6 Hrs**

**Objective and outcome of course:** Computers are used now days in all aspects of our life. The objective of this is to create an awareness of computer application in the students and also to make them familiar with the working of computer system. This exposure will enable the students to enter the world with confidence, live in these environments in a harmonious way and contribute to the productivity.

**CO1** Students will gain an understanding of the basic concepts of a computer, including hardware, software, and operating systems.

L-Lecture

T-Tutorial

P-Practical

The Breakup for internal evaluation (40Marks) is as follows:

1. Mid Semester Exams: 20
2. Assignment: 10
3. Attendance: 5
4. Class Participation: 5

Note: For Evaluation scheme ordinance number 8 "Regulation for Academic Evaluation" RIMT University.

**CO2** Students will learn how to use Microsoft Word to create various documents such as Press Layout, Magazine Ad, Logo and stationery, etc.

**CO3** Students will become proficient in the use of CorelDraw software and its various tools to create Press Layout, Magazine Ad, Logo, and stationery designs.

**CO4** Students will be able to create various graphic designs using different software such as MS Word, Paint Brush, PageMaker, and CorelDraw.

**Contents of Syllabus:**

Sr. No	Contents	Contact Hours
<b>UNIT-I</b>	Introduction to Computer, Working with MS Word preparation of graphic design like Press Layout, Magazine Ad, Logo and stationery etc.	
<b>UNIT-II</b>	Introduction to Computer, Working with paint brush, preparation of graphic design like Press Layout, Magazine Ad, Logo and stationery etc.	
<b>UNIT-III</b>	Introduction to Computer, Working with PageMaker preparation of graphic design like Press Layout, Magazine Ad, Logo and stationery etc.	
<b>UNIT-IV</b>	Introduction to Computer, Working with CorelDraw; preparation of graphic design like Press Layout, Magazine Ad, Logo and stationery etc.	

**Recommended Books:**

- Thinking with Type by Ellen Lupton
- How to be a Graphic Designer without losing your soul by Abrian Shaughnessy
- The Elements of Typographic Style by Robert
- 

**Instruction of Question Paper setter**

- The examiner will evaluate the work of examinee on the last day of the examination and if the examiner did not turn up on the last day, the art work will be kept in sealed lock custody and as and when the examiner comes as his/her convenient date can evaluate the practical paper.

L-Lecture

T-Tutorial

P-Practical

The Breakup for internal evaluation (40Marks) is as follows:

1. Mid Semester Exams: 20
2. Assignment: 10
3. Attendance: 5
4. Class Participation: 5

Note: For Evaluation scheme ordinance number 8 “Regulation for Academic Evaluation” RIMT University.

- Board of internal Examiner (Chairman, Internal and nominee of chairman) will evaluate the Sessional work



**SUBJECT TITLE: Integrated Project-V (Generic Subject)**

**SUBJECT CODE: BFAP3508**

**SEMESTER: V**

**CONTACT HOURS/WEEK:**

Lecture (L)	Tutorial (T)	Practical (P)	Credit (C)
0	0	2	1

**Internal Assessment: 60**

**End Term Exam: 40**

L-Lecture

T-Tutorial

P-Practical

The Breakup for internal evaluation (40Marks) is as follows:

1. Mid Semester Exams: 20
2. Assignment: 10
3. Attendance: 5
4. Class Participation: 5

Note: For Evaluation scheme ordinance number 8 “Regulation for Academic Evaluation” RIMT University.

**Duration of Exam; 3 Hrs**

**Objective and outcome of course:** Develop their own style and technique and learn how to express their views about their own style.

**CO1:** Develop their own style and technique and learn how to express their views about their own style.

**CO2:** The students have extended their experience in prioritizing needs when integrating projects with competing objectives.

**CO3:** Ability to exhibit and present their art works in professional manner.

**CO4:** Building a portfolio of artwork to showcase progress and development throughout the course.

**Contents of Syllabus:**

Sr. No	Contents	Contact Hours
UNIT-I	Attend Art Exhibitions	
UNIT-II	Attend workshops and Industrial visit	
UNIT-III	Submit Portfolio of session work	
UNIT-IV	Report will be submitted on given subjects on month prior to the end of the session on pervious paintings.	

**Recommended Books:**

**Instruction of Question Paper setter**

- (i) Exhibition of his/her own art work done during 1st and 2nd Semester. Exhibition will be conducted at the end of semester.
- (ii) Review about art exhibitions.

**SUBJECT TITLE: History & Appreciation of Art- II (Theory)**  
**SUBJECT CODE: BFAP3601**

<b>Lecture (L)</b>	<b>Tutorial (T)</b>	<b>Practical (P)</b>	<b>Credit (C)</b>
--------------------	---------------------	----------------------	-------------------

L-Lecture

T-Tutorial

P-Practical

The Breakup for internal evaluation (40Marks) is as follows:

1. Mid Semester Exams: 20
2. Assignment: 10
3. Attendance: 5
4. Class Participation: 5

Note: For Evaluation scheme ordinance number 8 “Regulation for Academic Evaluation” RIMT University.

**SEMESTER: VI**

2	0	0	2
---	---	---	---

**CONTACT HOURS/WEEK:**

**Internal Assessment: 40**

**End Term Exam: 60**

**Duration of Exam; 3 Hrs**

**Objective and outcome of course:** To make students aware about history of western art with special reference of painting, techniques, themes etc.

**CO1:** To make students aware about history of western art with special reference of painting, techniques, themes etc.

**CO2:** Understanding the art of High Renaissance, Baroque, Mannerism, Rococo and Neoclassicism Period.

**CO3:** To analyze and interpret various styles and historical forms according to the context.

**CO4:** Demonstrating the ability to discuss and critique artworks from these periods using appropriate terminology and critical frameworks.

**Contents of Syllabus:**

Sr. No	Contents	Contact Hours
<b>UNIT-I</b>	High Renaissance, Leonardo, Michelangelo, Raphael, Titian, Durer, Bruegel	
<b>UNIT-II</b>	Mannerism: (16th C): Painters: Rosso, Tintoretto, El Greco, Sculptors: Bologna, Cellini Baroque: (17th C): Carracci, Caravaggio, Frans Hals,	
<b>UNIT-III</b>	Rembrandt, Vermeer, Rubens, Velasquez,	
<b>UNIT-IV</b>	Rococo (18th C): Watteau, Boucher, Gainsborough, Hogarth, and Reynolds.	

**Recommended Books:**

- Razanl, Modern Paining, Skira – Useful references from plates and text.
- Lake and Maillard – Dictionary of Modern Painting.
- Herbert Road – A concise History of Modern Paining.
- William Vaughan – Romantic Art.
- European Modern Movements in Encyclopedia of World Art.
- Leymarie – Impressionism (Skira).
- J. Rewald – History of impressionism – Museum of Modern Art, New York.

L-Lecture

T-Tutorial

P-Practical

The Breakup for internal evaluation (40Marks) is as follows:

1. Mid Semester Exams: 20
2. Assignment: 10
3. Attendance: 5
4. Class Participation: 5

Note: For Evaluation scheme ordinance number 8 “Regulation for Academic Evaluation” RIMT University.

- J. Rewald – Post Impressionism (Both these books are indispensable for the respective periods).
- Roger Fry – Vision and Design.
- Madsen – Art Nouveau.


### Instruction of Question Paper setter

Question Paper is divided into three sections. In which first question is compulsory. The detail of all sections mentioned below.

Section A: The candidates are required to attempt all the twelve MCQs and each question carrying one mark.  $12 \times 1 = 12$

Section B: The candidates are required to attempt six out of eight questions and each question is carrying four marks.  $6 \times 4 = 24$

Section C: The candidates are required to attempt three out of four questions and each question carrying eight marks.  $3 \times 8 = 24$



L-Lecture

T-Tutorial

P-Practical

The Breakup for internal evaluation (40Marks) is as follows:

1. Mid Semester Exams: 20
2. Assignment: 10
3. Attendance: 5
4. Class Participation: 5

Note: For Evaluation scheme ordinance number 8 “Regulation for Academic Evaluation” RIMT University.

**SUBJECT TITLE: Aesthetics-IV (Theory)**  
**SUBJECT CODE: BFAP3602**  
**SEMESTER: VI**  
**CONTACT HOURS/WEEK:**

Lecture (L)	Tutorial (T)	Practical (P)	Credit (C)
2	0	0	2

**Internal Assessment: 40**

**End Term Exam: 60**

**Duration of Exam; 3 Hrs**

**Objective and outcome of course:** The aim of the subject is to introduce the students to the role of Aesthetics in life which will guide him to explore the nature of [art](#), [beauty](#), and [taste](#), with the creation and appreciation of beauty. This will further help the student in understanding the [judgments](#) of [sentiments](#).

**CO1:** The aim of the subject is to introduce the students to the role of Aesthetics in life which will guide him to explore the nature of [art](#), [beauty](#), and [taste](#), with the creation and appreciation of beauty.

**CO2:** This will further help the student in understanding the [judgments](#) of [sentiments](#).

**CO3:** Student shall be acquainted with art form an expansive viewpoint.

**CO4** Understand the purpose of aesthetics and its importance in the study of art and its history.

**Contents of Syllabus:**

Sr. No	Contents	Contact Hours
<b>UNIT-I</b>	Plato: Art, Aesthetics & Theory of Imitation. Aristotle: Catharsis	
<b>UNIT-II</b>	Plotinus, Augustine, David Hume: Essays on Beauty & Ugly. Important Philosophers like Longinus, Burke & Bradley on Sublimation	
<b>UNIT-III</b>	Art as - 1) Social Phenomenon. 2) Perception.	
<b>UNIT-IV</b>	Art as 3) Emotions & Feelings. 4) Purpose of Aesthetics.	

**Recommended Books:**

- Bharata's Natyashastra.

L-Lecture

T-Tutorial

P-Practical

The Breakup for internal evaluation (40Marks) is as follows:

1. Mid Semester Exams: 20
2. Assignment: 10
3. Attendance: 5
4. Class Participation: 5

Note: For Evaluation scheme ordinance number 8 “Regulation for Academic Evaluation” RIMT University.



- Bhartiya Chitrakala - By B.M. Dabhade.
- Heinrich Zimmer : Philosophies of India.
- Rasa Bhava Vichar - By R.P. Kangale.
- Republic of Plato.
- S.H. Butcher : Aristotles Theory of Preetty & Fine Arts.
- Western Aesthetics : Dr. Kantichandra Pande.

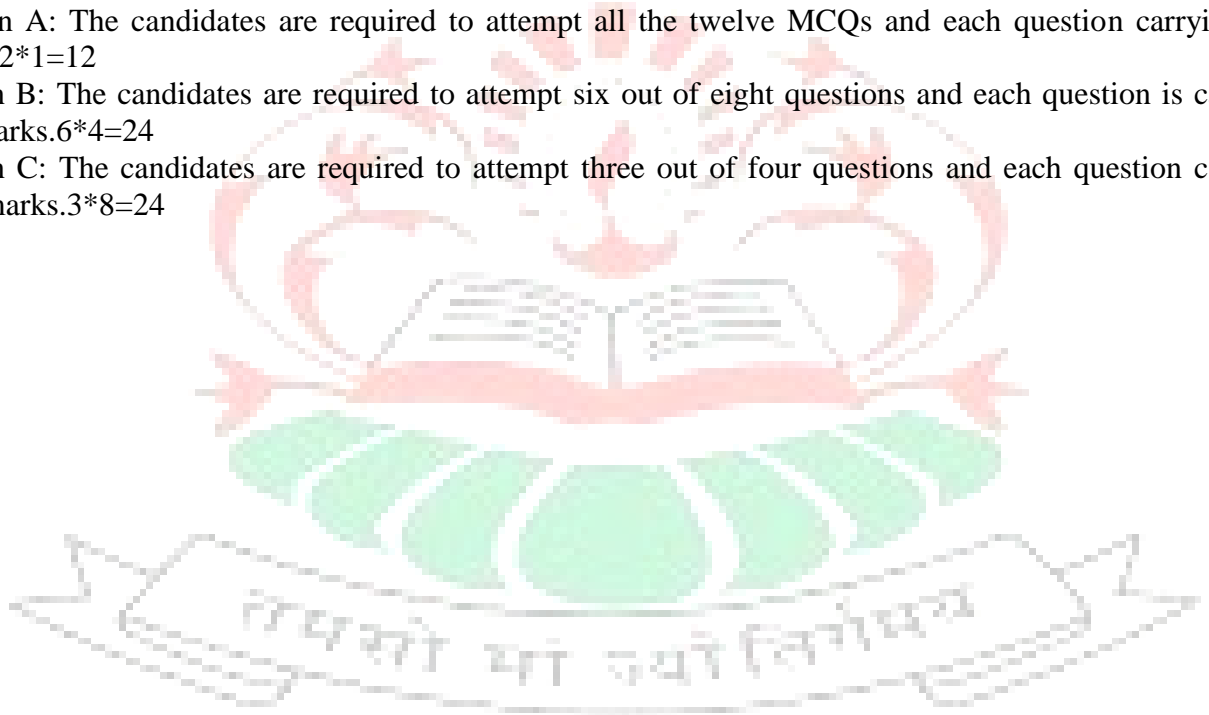
### Instruction of Question Paper setter

Question Paper is divided into three sections. In which first question is compulsory. The detail of all sections mentioned below.

Section A: The candidates are required to attempt all the twelve MCQs and each question carrying one mark.  $12*1=12$

Section B: The candidates are required to attempt six out of eight questions and each question is carrying four marks.  $6*4=24$

Section C: The candidates are required to attempt three out of four questions and each question carrying eight marks.  $3*8=24$



L-Lecture

T-Tutorial

P-Practical

The Breakup for internal evaluation (40Marks) is as follows:

1. Mid Semester Exams: 20
2. Assignment: 10
3. Attendance: 5
4. Class Participation: 5

Note: For Evaluation scheme ordinance number 8 “Regulation for Academic Evaluation” RIMT University.

**SUBJECT TITLE: Method and Materials –IV (Theory)**

**SUBJECT CODE: BFAP3603**

**SEMESTER: VI**

**CONTACT HOURS/WEEK:**

Lecture (L)	Tutorial (T)	Practical (P)	Credit (C)
2	0	0	2

**Internal Assessment: 40**

**End Term Exam: 60**

**Duration of Exam; 3 Hrs**

**Objective and outcome of course:** The substances or materials used in the creation of a work of art, as well as any production or manufacturing techniques, processes, or methods incorporated in its fabrication. This information includes a description of both the materials used to create the work and the way in which they were put together.

**CO1:** The substances or materials used in the creation of a work of art, as well as any production or manufacturing techniques, processes, or methods incorporated in its fabrication.

**CO2:** This information includes a description of both the materials used to create the work and the way in which they were put together.

**CO3:** This course will provide the knowledge and facts about the different mediums.

**CO4** By exploring different painting methods and materials, students can develop their creativity and experiment with new techniques and approaches to art-making.

### Contents of Syllabus:

Sr. No	Contents	Contact Hours
<b>UNIT-I</b>	Gouache and oil paint. Gums and glues Resin and Varnishes.	
<b>UNIT-II</b>	Drying oils, thinners and siccatives.	

L-Lecture

T-Tutorial

P-Practical

The Breakup for internal evaluation (40Marks) is as follows:

1. Mid Semester Exams: 20
2. Assignment: 10
3. Attendance: 5
4. Class Participation: 5

Note: For Evaluation scheme ordinance number 8 “Regulation for Academic Evaluation” RIMT University.

	Practical: Mounting and Pasting of Art Works/ coating surface on paper etc.	
<b>UNIT-III</b>	Preservation, Restoration methods and techniques	
<b>UNIT-IV</b>	Preparation of canvas, and other ground surfaces for the paintings.	

**Recommended Books:**

A handbook of method and Material – Ray Smith

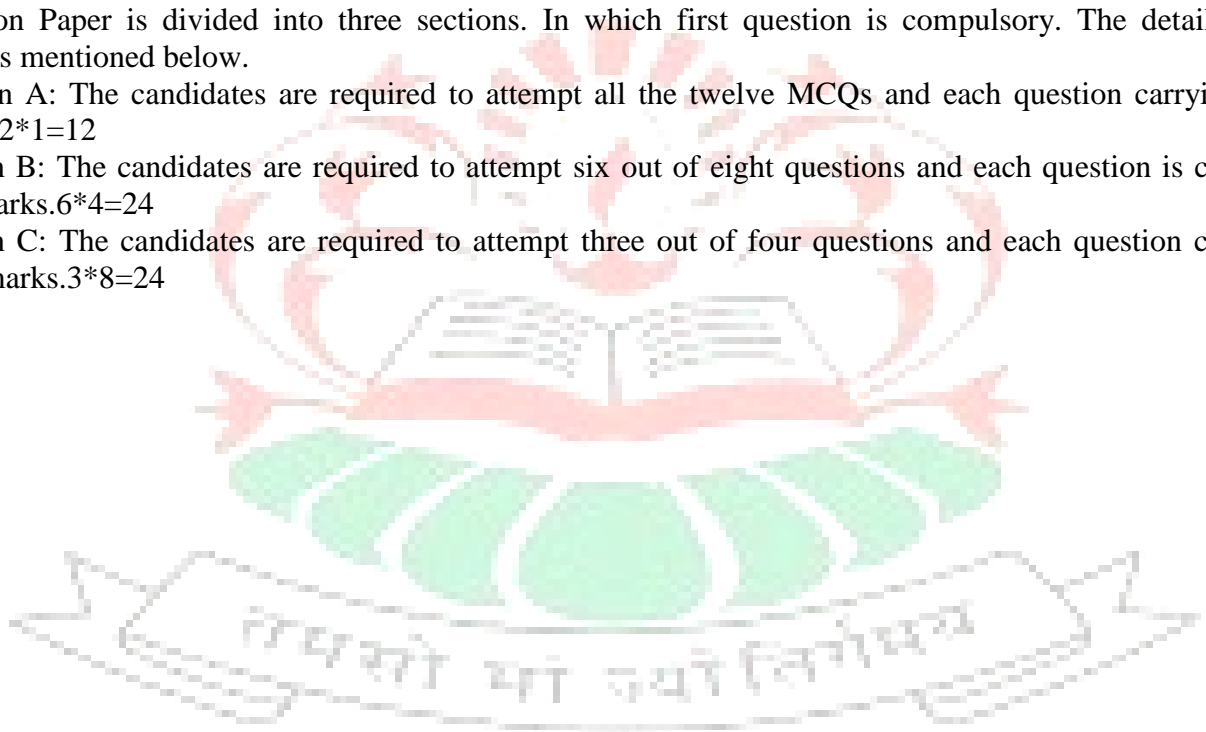
**Instruction of Question Paper setter**

Question Paper is divided into three sections. In which first question is compulsory. The detail of all sections mentioned below.

Section A: The candidates are required to attempt all the twelve MCQs and each question carrying one mark.  $12*1=12$

Section B: The candidates are required to attempt six out of eight questions and each question is carrying four marks.  $6*4=24$

Section C: The candidates are required to attempt three out of four questions and each question carrying eight marks.  $3*8=24$



L-Lecture

T-Tutorial

P-Practical

The Breakup for internal evaluation (40Marks) is as follows:

1. Mid Semester Exams: 20
2. Assignment: 10
3. Attendance: 5
4. Class Participation: 5

Note: For Evaluation scheme ordinance number 8 “Regulation for Academic Evaluation” RIMT University.

**SUBJECT TITLE: Workshop on Communication Skills (Practical)**

**SUBJECT CODE: BFAP3604**

**SEMESTER: VI**

**CONTACT HOURS/WEEK:**

Lecture (L)	Tutorial (T)	Practical (P)	Credit (C)
0	0	4	2

**Internal Assessment: 40**

**End Term Exam: 60**

**Duration of Exam: 3 Hrs**

**Objective and outcome of course: Course Objective:**

The course aims at developing the desired English Language skills of Engineering and Technology so that they become proficient in communication to excel in their professional lives.

The student will acquire basic proficiency in English with special emphasis on listening and speaking skills both at social and professional platforms.

**CO1** Developing effective letter writing skills, including knowledge of formats and language, as well as the ability to write different types of letters such as personal, business, applications, thanks, invitation, condolence, requests, and complaints, and understanding email etiquette

**CO2** Understanding the nature, importance, and role of communication, including the communication process and the various barriers and gateways to effective communication.

**CO3** Developing effective group communication skills, including features of fluent speech,

L-Lecture

T-Tutorial

P-Practical

The Breakup for internal evaluation (40Marks) is as follows:

1. Mid Semester Exams: 20
2. Assignment: 10
3. Attendance: 5
4. Class Participation: 5

Note: For Evaluation scheme ordinance number 8 “Regulation for Academic Evaluation” RIMT University.

regular practice, role-play, extempore-situational conversations, greetings, requests, demands, instructions, and enquiries.

CO4 Developing report writing and essay writing skills.

**Contents of Syllabus:**

Sr. No	Contents	Contact Hours
UNIT-I	Communication through Art & design – Describing works of art, Describe various moods in art, How do you critique an art work?	6
UNIT-II	Vocabulary & Grammar : Idioms, One word substitution, Usage of Tenses, Translation in practice.	5
UNIT-III	Listening Skills - Comprehension & Note-taking Speaking Skills : Essentials of Good speech, Art of Public speaking, Seminar & Debate	8
UNIT-IV	Personality development : Intrapersonal Skills – Self-esteem, Self-confidence & Attitude.	6

**Recommended Books:**

- Business Communication by Varinder Kumar and Bodh Raj
- Personality Development and Soft Skills by Achhru Singh and Dharminder Singh Ubha
- Business Communication by M.K. Sehgal and Vandana KhetarpalLesikar
- English Pronouncing Dictionary by Daniel Jones , Cambridge
- English Dictionary, OXFORD
- English Grammar, Composition and Usage by NK Aggarwal and FT Wood; Published by Macmillan Publishers India Ltd; New Delhi

L-Lecture

T-Tutorial

P-Practical

The Breakup for internal evaluation (40Marks) is as follows:

1. Mid Semester Exams: 20
2. Assignment: 10
3. Attendance: 5
4. Class Participation: 5

Note: For Evaluation scheme ordinance number 8 “Regulation for Academic Evaluation” RIMT University.



**SUBJECT TITLE: Life Study (Practical)**

**SUBJECT CODE: BFAP3605**

**SEMESTER: VI**

**CONTACT HOURS/WEEK:**

Lecture (L)	Tutorial (T)	Practical (P)	Credit (C)
0	0	6	3

**Internal Assessment: 60**

**End Term Exam: 40**

**Duration of Exam; 6 Hrs**

**Objective and outcome of course:** The subject will provide complete knowledge about figures anatomy human basic proportions.

L-Lecture

T-Tutorial

P-Practical

The Breakup for internal evaluation (40Marks) is as follows:

1. Mid Semester Exams: 20
2. Assignment: 10
3. Attendance: 5
4. Class Participation: 5

Note: For Evaluation scheme ordinance number 8 “Regulation for Academic Evaluation” RIMT University.

**CO1:** The subject will provide complete knowledge about figures anatomy human basic proportions.

**CO2:** Learning proportion, scale, mass, anatomy, posture, drawing, modeling, etc. of head/life.

**CO3:** Ability to develop life size figure study.

**CO4** Develop a unique style and approach to drawing using various materials and techniques.

**Contents of Syllabus:**

Sr. No	Contents	Contact Hours
<b>UNIT-I</b>	Analytical Drawing: drawing as an art form, formation of style.	
<b>UNIT-II</b>	Life Drawing: study of features, drawings in various media with emphasis on manner of execution.	
<b>UNIT-III</b>	Full figure: Study of the female form and its features, proportion, line and mass.	
<b>UNIT-IV</b>	Full figure: Study of the male form and its features, proportion, line and mass.	

**Recommended Books:**

- Keys to Drawing by Bert Dodson
- Drawing for the Absolute Beginner by Mark and Mary Willenbrink
- Drawing on the Right Side of the Brain by Betty Edwards
- Drawing Manual by Vilppu
- The Natural Way to Draw: A Working Plan for Art Study by Nicolaidis
- Figure Drawing for all it's Worth by Andrew Loomis

**Instruction of Question Paper setter**

- The examiner will evaluate the work of examinee on the last day of the examination and if the examiner did not turn up on the last day, the art work will be kept in sealed lock custody and as and when the examiner comes as his/her convenient date can evaluate the practical paper.
- Board of internal Examiner (Chairman, Internal and nominee of chairman) will evaluate the Sessional work

L-Lecture

T-Tutorial

P-Practical

The Breakup for internal evaluation (40Marks) is as follows:

1. Mid Semester Exams: 20
2. Assignment: 10
3. Attendance: 5
4. Class Participation: 5

Note: For Evaluation scheme ordinance number 8 “Regulation for Academic Evaluation” RIMT University.



**SUBJECT TITLE: Creative Mural & Composition-II (Practical)**

**SUBJECT CODE: BFAP3606**

Lecture (L)	Tutorial (T)	Practical (P)	Credit (C)
-------------	--------------	---------------	------------

L-Lecture

T-Tutorial

P-Practical

The Breakup for internal evaluation (40Marks) is as follows:

1. Mid Semester Exams: 20
2. Assignment: 10
3. Attendance: 5
4. Class Participation: 5

Note: For Evaluation scheme ordinance number 8 “Regulation for Academic Evaluation” RIMT University.



SEMESTER: VI

0	0	8	4
---	---	---	---

CONTACT HOURS/WEEK:

Internal Assessment: 60

End Term Exam: 40

Duration of Exam; 6 Hrs

**Objective and outcome of course:** This subject will impart knowledge about complete aspect of creative drawing and painting and Mural as a whole subject

**CO1:** This subject will impart knowledge about complete aspect of creative drawing and painting and Mural as a whole subject.

**CO2:** Students will be able to Work in any condition with natural materials.

**CO3:** Perform some of common & unique values/knowledge of Composition Painting taught during the course simultaneously to meet professional requirements.

**CO4:** Murals can be used as a tool to explore cultural themes and ideas. Students can use their murals to express their understanding and interpretation of different cultural ideas and concepts.

**Contents of Syllabus:**

Sr. No	Contents	Contact Hours
<b>UNIT-I</b>	Introduce the creative painting, Course of Study: composition exercises based on studies of objects and groups on space, on studies of Local Scenes,	
<b>UNIT-II</b>	Compositional analysis of abstract paintings exercises in the use of color , textural values &uses of waste material. Introduction of mural painting, types of mural -tile mural ( ceramic, stone, glass, metal tiles) Study of method, techniques, tools related to mural making	
<b>UNIT-III</b>	Use of different forms in different shapes and sizes being more sensitive about your environment. Study of wall mural painting ( preparation, technique &how to finish wall mural)	
<b>UNIT-IV</b>	Use of different forms in different shapes and sizes being more sensitive about your environment. Mosaic, Direct methods, Designs, Materials and Techniques.	

L-Lecture

T-Tutorial

P-Practical

The Breakup for internal evaluation (40Marks) is as follows:

1. Mid Semester Exams: 20
2. Assignment: 10
3. Attendance: 5
4. Class Participation: 5

Note: For Evaluation scheme ordinance number 8 “Regulation for Academic Evaluation” RIMT University.

### Recommended Books:

- How to draw what you see by Rudy De Reyna
- Dynamic Composition by William F Powell
- The Elements and Principles of Composition for Drawing and Painting by John Bollenacher
- Pictorial Composition (Composition in Art) (Dover Art Instruction) by Henry Rankin Poore
- The Simple Secret to Better Painting: How to immediately improve your work with one Rule of Composition.
- Mastering Composition: Technique and Principles to Dramatically Improve Your Painting by Iran Roberts
- The Painter's Secret Geometry: A Study of Composition in Art by Charles Bouleau
- Art Fundamentals: Clour, Light, Composition, Anatomy, Perspective, and Depth by Gilles Beloeil

### Instruction of Question Paper setter

- The examiner will evaluate the work of examinee on the last day of the examination and if the examiner did not turn up on the last day, the art work will be kept in sealed lock custody and as and when the examiner comes as his/her convenient date can evaluate the practical paper.
- Board of internal Examiner (Chairman, Internal and nominee of chairman) will evaluate the Sessional work.

L-Lecture

T-Tutorial

P-Practical

The Breakup for internal evaluation (40Marks) is as follows:

1. Mid Semester Exams: 20
2. Assignment: 10
3. Attendance: 5
4. Class Participation: 5

Note: For Evaluation scheme ordinance number 8 "Regulation for Academic Evaluation" RIMT University.

**SUBJECT TITLE: Drawing and Painting (Practical)**

**SUBJECT CODE: BFAP3607**

**SEMESTER: VI**

**CONTACT HOURS/WEEK:**

Lecture (L)	Tutorial (T)	Practical (P)	Credit (C)
0	0	6	3

**Internal Assessment: 60**

**End Term Exam: 40**

**Duration of Exam; 6 Hrs**

**Objective and outcome of course:** This subject will impart knowledge about complete aspect of creative drawing and painting as a whole subject

**CO1** Students will develop an understanding of different art materials and techniques, including the use of pencils, charcoal, paint, and brushes.

**CO2** Students will gain proficiency in drawing and will be able to use various techniques such as shading, line work, and composition to create realistic or abstract drawings.

**CO3** Students will become proficient in painting using different mediums such as watercolor, acrylics, or oils, and will be able to use color theory and composition to create cohesive artworks.

**CO4** Students will learn about art history and different art movements such as impressionism, cubism, or abstract expressionism, and will be able to identify and analyze the works of different artists.

**Contents of Syllabus:**

Sr. No	Contents	Contact Hours
<b>UNIT-I</b>	Pictorial space and horizon line, arrangements in 2-D and 3-D, subdivision and grouping, compositions based on objects, figures, interiors and landscape.	
<b>UNIT-II</b>	Pictorial space and horizon line, arrangements in 2-D and 3-D, subdivision and grouping, compositions based on objects, figures, interiors and landscape.	
<b>UNIT-III</b>	Pictorial space and horizon line, arrangements in 2-D and 3-D, subdivision and grouping, compositions based on objects, figures, interiors and landscape.	
<b>UNIT-IV</b>	Pictorial space and horizon line, arrangements in 2-D and 3-D, sub-	

L-Lecture

T-Tutorial

P-Practical

The Breakup for internal evaluation (40Marks) is as follows:

1. Mid Semester Exams: 20
2. Assignment: 10
3. Attendance: 5
4. Class Participation: 5

Note: For Evaluation scheme ordinance number 8 "Regulation for Academic Evaluation" RIMT University.

	division and grouping, compositions based on objects, figures, interiors and landscape.	
--	---	--

**Recommended Books:**

- How to draw what you see by Rudy De Reyna
- Dynamic Composition by William F Powell
- The Elements and Principles of Composition for Drawing and Painting by John Bollenacher
- Pictorial Composition (Composition in Art) (Dover Art Instruction) by Henry Rankin Poore
- The Simple Secret to Better Painting: How to immediately improve your work with one Rule of Composition.
- Mastering Composition: Technique and Principles to Dramatically Improve Your Painting by Iran Roberts
- The Painter’s Secret Geometry: A Study of Composition in Art by Charles Bouleau
- Art Fundamentals: Clour, Light, Composition, Anatomy, Perspective, and Depth by Gilles Beloeil

**Instruction of Question Paper setter:**

- The examiner will evaluate the work of examinee on the last day of the examination and if the examiner did not turn up on the last day, the art work will be kept in sealed lock custody and as and when the examiner comes as his/her convenient date can evaluate the practical paper.
- Board of internal Examiner (Chairman, Internal and nominee of chairman) will evaluate the Sessional work.

L-Lecture

T-Tutorial

P-Practical

The Breakup for internal evaluation (40Marks) is as follows:

1. Mid Semester Exams: 20
2. Assignment: 10
3. Attendance: 5
4. Class Participation: 5

Note: For Evaluation scheme ordinance number 8 “Regulation for Academic Evaluation” RIMT University.

**SUBJECT TITLE: Integrated Project-VI (Generic Subject)**

**SUBJECT CODE: BFAP3608**

**SEMESTER: VI**

**CONTACT HOURS/WEEK:**

Lecture (L)	Tutorial (T)	Practical (P)	Credit (C)
0	0	2	1

**Internal Assessment: 60**

**End Term Exam: 40**

**Duration of Exam; 3 Hrs**

**Objective and outcome of course:** Develop their own style and technique and learn how to express their views about their own style.

**CO1:** Develop their own style and technique and learn how to express their views about their own style.

**CO2:** The students have extended their experience in prioritizing needs when integrating projects with competing objectives.

**CO3:** Ability to exhibit and present their art works in professional manner.

**CO4:** Building a portfolio of artwork to showcase progress and development throughout the course.

**Contents of Syllabus:**

Sr. No	Contents	Contact Hours
UNIT-I	Attend Art Exhibitions	
UNIT-II	Attend workshops and Industrial visit	
UNIT-III	Submit Portfolio of session work	
UNIT-IV	Report will be submitted on given subjects on month prior to the end of the session on pervious paintings.	

**Recommended Books:**

L-Lecture

T-Tutorial

P-Practical

The Breakup for internal evaluation (40Marks) is as follows:

1. Mid Semester Exams: 20
2. Assignment: 10
3. Attendance: 5
4. Class Participation: 5

Note: For Evaluation scheme ordinance number 8 "Regulation for Academic Evaluation" RIMT University.

**Instruction of Question Paper setter**

- (i) Exhibition of his/her own art work done during 1st and 2nd Semester. Exhibition will be conducted at the end of semester.
- (ii) Review about art exhibitions.

**SUBJECT TITLE: History & Appreciation of Art- III (Theory)**

**SUBJECT CODE: BFAP4701**

**SEMESTER: VII**

**CONTACT HOURS/WEEK:**

Lecture (L)	Tutorial (T)	Practical (P)	Credit (C)
2	0	0	2

**Internal Assessment: 40**

**End Term Exam: 60**

**Duration of Exam; 3 Hrs**

**Objective and outcome of course:** To make students aware about History of Western with special reference of painting theme and technique etc.

**CO1:** Understanding and appreciation of various modern art movements and the major artists of Post Impressionism, Fauvism and Expressionism.

**CO2:** To make students aware about History of Western with special reference of painting theme and technique etc.

**CO3:** Using digital skills to integrate elements of Modern Western Art into Design.

**CO4** Understanding of the impact of these movements and artists on the development of modern and contemporary art.

**Contents of Syllabus:**

Sr. No	Contents	Contact Hours
<b>UNIT-I</b>	Impressionism, Manet, Monet, Degas, Renoir. Post-Impressionism: Cezanne, Van Gogh, Gauguin Neo-Impressionism: George Seurat, Camille Pissarro	
<b>UNIT-II</b>	Cubism: Picasso and Braque. Futurism Fauvism: Matisse	
<b>UNIT-III</b>	Expressionism: Edvard Munch, Wassily Kandinsky, Paul Klee Dada and Surrealism: Duchamp, Dali, Miro.	

L-Lecture

T-Tutorial

P-Practical

The Breakup for internal evaluation (40Marks) is as follows:

1. Mid Semester Exams: 20
2. Assignment: 10
3. Attendance: 5
4. Class Participation: 5

Note: For Evaluation scheme ordinance number 8 “Regulation for Academic Evaluation” RIMT University.

<b>UNIT-IV</b>	Abstractionism: Jackson Pollock, Vasareily, David Hockney Eminent Sculptors of the Modern period: Rodin, Picasso, Brancusi, Henry. Moore, Barbara Hepworth, Smith	
----------------	---	--

**Recommended Books:**

- Ritchie – German 20th Century Art – Museum of Modern Art.
- Barr – Fantasio Art; Dada and Surrealism.
- Scuphor – Dictionary of Abstract Art.
- Motherwell Dada Poets and Painters (Anthology of Dada Writings).
- Marcel Jean – A History of Surrealist Painting (Comprehensive Study)
- Herber Read – Surrealism (Mainly documents)
- Rubin – Dada & Surrealism.
- F.Pepper – Kinetic Art.
- L. Lippart – Pop Art.
- Poggioli – Theory of the Avant Garde (Concepts of modernity)
- MC Muller – Art, Affluence and Alienation (Contemporary developments in various Arts).
- A.M. Haftman – 20th Century Painting.
- Cold water : Primitivism in Modern Art.
- Hamilton – Painting & Sculpture in Europe – 1880-1940.
- Pevsnor – Pioneers of Modern Design, 1965.
- Zigrosser – Expressionism – A Survey of their Graphic Work, 1957.
- Seitz – The Responsive Eye, 1965.
- Myers – Medican Painting in our time – 1956.
- Gray – The Great Experiment: Russian Art – 1863-1922, 1962.
- Rose Barbara – American Painting since 1900, 1967.
- Goodrich and Baur – American Art of the Twentieth Century, 1962.
- Roseberg – The Tradition of the New, 1959.
- Steinberg Leo – Other Criteria.
- Arnason : History of Modern Art.

**Instruction of Question Paper setter**

Question Paper is divided into three sections. In which first question is compulsory. The detail of all sections mentioned below.

Section A: The candidates are required to attempt all the twelve MCQs and each question carrying one mark.  $12 \times 1 = 12$

Section B: The candidates are required to attempt six out of eight questions and each question is carrying four marks.  $6 \times 4 = 24$

L-Lecture

T-Tutorial

P-Practical

The Breakup for internal evaluation (40Marks) is as follows:

1. Mid Semester Exams: 20
2. Assignment: 10
3. Attendance: 5
4. Class Participation: 5

Note: For Evaluation scheme ordinance number 8 “Regulation for Academic Evaluation” RIMT University.

Section C: The candidates are required to attempt three out of four questions and each question carrying eight marks.  $3 \times 8 = 24$

**SUBJECT TITLE: Aesthetics-V (Theory)**

**SUBJECT CODE: BFAP4702**

**SEMESTER: VII**

**CONTACT HOURS/WEEK:**

Lecture (L)	Tutorial (T)	Practical (P)	Credit (C)
2	0	0	2

**Internal Assessment: 40**

**End Term Exam: 60**

**Duration of Exam; 3 Hrs**

**Objective and outcome of course:** The aim of the subject is to introduce the students to the role of Aesthetics in life which will guide him to explore the nature of [art](#), [beauty](#), and [taste](#), with the creation and appreciation of beauty. This will further help the student in understanding the [judgments](#) of [sentiments](#).

**CO1:** The aim of the subject is to introduce the students to the role of Aesthetics in life which will guide him to explore the nature of [art](#), [beauty](#), and [taste](#), with the creation and appreciation of beauty.

**CO2:** To understand and apply the concepts and philosophies of Indian Aesthetic as required.

**CO3:** Student shall be acquainted with art form an expansive viewpoint.

**CO4:** Developing skills in articulating ideas and arguments related to beauty and art through written and verbal communication

### **Contents of Syllabus:**

L-Lecture

T-Tutorial

P-Practical

The Breakup for internal evaluation (40Marks) is as follows:

1. Mid Semester Exams: 20
2. Assignment: 10
3. Attendance: 5
4. Class Participation: 5

Note: For Evaluation scheme ordinance number 8 “Regulation for Academic Evaluation” RIMT University.



Sr. No	Contents	Contact Hours
UNIT-I	Nature of Beauty: Plato, Aristotle, Plotinus	
UNIT-II	Kant, Hegel, Alberti, Ghiberti	
UNIT-III	Theories relating to origin of Art. Imitation, Play and Intuition	
UNIT-IV	Role of Sub-conscious and conscious mind in artistic creation.	

**Recommended Books:**

- Aesthetic meaning – Rekha Jhanji
- Philosophy of Art (Foundations of Philosophy series)
- Comparative Aesthetics: Eastern & Western – G. Hanumantha Rao and DVK Murthy
- Philosophy of Art – Aldrich Virgil
- Aesthetics from classical Greece to the present: A Short History – Monsore C Beardsley.
- Art as Experience – John Dewey.
- Introductory Readings in Aesthetics – Hospers John.
- Art and Illusion – E. H. Gombrick.
- Ideals and Idols – E.H. Gombrick.
- Ways of World Making – Nelson Goodman.
- Critical Theory – Pyne
- Truth in Painting – Jaques Devida.
- Approaches to Indian Art – Nihar Ranjan Ray
- Idea and Images – Nihar Rangan Ray.
- Aesthetic Theory and Art – Ranjan K. Ghosh
- Mimesis as Make – Believe – Aurther Danto

**Instruction of Question Paper setter**

Question Paper is divided into three sections. In which first question is compulsory. The detail of all sections mentioned below.

Section A: The candidates are required to attempt all the twelve MCQs and each question carrying one mark.  $12 \times 1 = 12$

Section B: The candidates are required to attempt six out of eight questions and each question is carrying four marks.  $6 \times 4 = 24$

Section C: The candidates are required to attempt three out of four questions and each question carrying eight marks.  $3 \times 8 = 24$

L-Lecture


T-Tutorial

P-Practical

The Breakup for internal evaluation (40Marks) is as follows:

1. Mid Semester Exams: 20
2. Assignment: 10
3. Attendance: 5
4. Class Participation: 5

Note: For Evaluation scheme ordinance number 8 “Regulation for Academic Evaluation” RIMT University.



**SUBJECT TITLE: Method and Materials-V (Theory)**

**SUBJECT CODE: BFAP4703**

**SEMESTER: VII**

**CONTACT HOURS/WEEK:**

Lecture (L)	Tutorial (T)	Practical (P)	Credit (C)
2	0	0	2

**Internal Assessment: 40**

**End Term Exam: 60**

**Duration of Exam; 3 Hrs**

**Objective and outcome of course:** The substances or materials used in the creation of a work of art, as well as any production or manufacturing techniques, processes, or methods incorporated in its fabrication. This information includes a description of both the materials used to create the work and the way in which they were put together.

**CO1:** The substances or materials used in the creation of a work of art, as well as any production or manufacturing techniques, processes, or methods incorporated in its fabrication.

L-Lecture

T-Tutorial

P-Practical

The Breakup for internal evaluation (40Marks) is as follows:

1. Mid Semester Exams: 20
2. Assignment: 10
3. Attendance: 5
4. Class Participation: 5

Note: For Evaluation scheme ordinance number 8 “Regulation for Academic Evaluation” RIMT University.

**CO2:** This information includes a description of both the materials used to create the work and the way in which they were put together.

**CO3:** This course will provide the knowledge and facts about the different mediums.

**CO4** Critique and analyze artwork in a thoughtful and constructive manner.

### Contents of Syllabus:

Sr. No	Contents	Contact Hours
UNIT-I	Introduction to Mural- Fresco Buono, Fresco Secco, Mosaic method: direct and indirect method, distemper and application of various techniques	
UNIT-II	Print making media- Silk-screen, Etching- Mezzotint, Aquatint, Lithography, woodcut, Lino cut	
UNIT-III	Photography: Manual & Digital, New Media- Video, Sound etc, Softwares like Photoshop	
UNIT-IV	Photography: Manual & Digital, New Media- Video, Sound etc, Software's like Coral Draw	

### Recommended Books:

- A handbook of method and Material – Ray Smith

### Instruction of Question Paper setter

Question Paper is divided into three sections. In which first question is compulsory. The detail of all sections mentioned below.

Section A: The candidates are required to attempt all the twelve MCQs and each question carrying one mark.  $12 \times 1 = 12$

Section B: The candidates are required to attempt six out of eight questions and each question is carrying four marks.  $6 \times 4 = 24$

Section C: The candidates are required to attempt three out of four questions and each question carrying eight marks.  $3 \times 8 = 24$

L-Lecture

T-Tutorial

P-Practical

The Breakup for internal evaluation (40Marks) is as follows:

1. Mid Semester Exams: 20
2. Assignment: 10
3. Attendance: 5
4. Class Participation: 5

Note: For Evaluation scheme ordinance number 8 "Regulation for Academic Evaluation" RIMT University.



**SUBJECT TITLE: Creative Mural & Composition -III (Practical)**

**SUBJECT CODE: BFAP4705**

**SEMESTER: VII**

**CONTACT HOURS/WEEK:**

Lecture (L)	Tutorial (T)	Practical (P)	Credit (C)
0	0	8	4

L-Lecture

T-Tutorial

P-Practical

The Breakup for internal evaluation (40Marks) is as follows:

1. Mid Semester Exams: 20
2. Assignment: 10
3. Attendance: 5
4. Class Participation: 5

Note: For Evaluation scheme ordinance number 8 “Regulation for Academic Evaluation” RIMT University.

Internal Assessment: 60

End Term Exam: 40

Duration of Exam; 6 Hrs

**Objective and outcome of course:** This subject will impart knowledge about complete aspect of creative drawing and painting as a whole subject.

**CO1:** Students will be able to Work in any condition with natural materials.

**CO2:** Formulate the sound techniques of Composition Painting and practical concepts and understanding in their practical work.

**CO3:** Perform some of common & unique values/knowledge of Composition Painting taught during the course simultaneously to meet professional requirements.

**CO4** Students must learn how to manage their time and resources effectively to complete their mural projects.

### Contents of Syllabus:

Sr. No	Contents	Contact Hours
UNIT-I	Advancement of previous experience towards a complete pictorial interpretation, theme and expression of mood, symbolism, dramatization, distortion for emotional effect. Projects with emphasis on independent creative work.	
UNIT-II	Methods of plastering and making grounds. Transfer of drawing and painting on wet and dry ground. Exercises in Italian wet fresco process..	
UNIT-III	Advancement of previous experience towards a complete pictorial interpretation, theme and expression of mood, symbolism, dramatization, distortion for emotional effect. Projects with emphasis on independent creative work.	
UNIT-IV	Advancement of previous experience towards a complete pictorial interpretation, theme and expression of mood, symbolism, dramatization, distortion for emotional effect. Projects with emphasis on independent creative work.	

### Recommended Books:

- How to draw what you see by Rudy De Reyna
- Dynamic Composition by William F Powell

L-Lecture

T-Tutorial

P-Practical

The Breakup for internal evaluation (40Marks) is as follows:

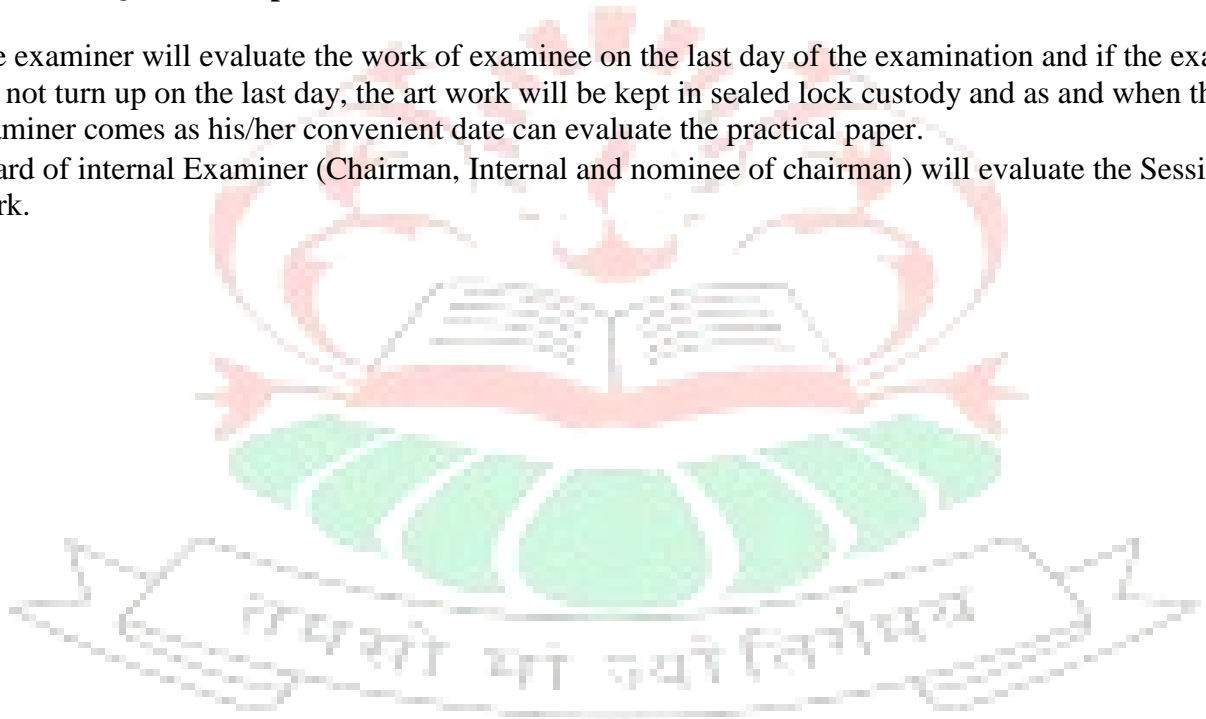
1. Mid Semester Exams: 20
2. Assignment: 10
3. Attendance: 5
4. Class Participation: 5

Note: For Evaluation scheme ordinance number 8 “Regulation for Academic Evaluation” RIMT University.

- The Elements and Principles of Composition for Drawing and Painting by John Bollenacher
- Pictorial Composition (Composition in Art) (Dover Art Instruction) by Henry Rankin Poore
- The Simple Secret to Better Painting: How to immediately improve your work with one Rule of Composition.
- Mastering Composition: Technique and Principles to Dramatically Improve Your Painting by Iran Roberts
- The Painter's Secret Geometry: A Study of Composition in Art by Charles Bouleau
- Art Fundamentals: Color, Light, Composition, Anatomy, Perspective, and Depth by Gilles Beloeil

### **Instruction of Question Paper setter**

- The examiner will evaluate the work of examinee on the last day of the examination and if the examiner did not turn up on the last day, the art work will be kept in sealed lock custody and as and when the examiner comes as his/her convenient date can evaluate the practical paper.
- Board of internal Examiner (Chairman, Internal and nominee of chairman) will evaluate the Sessional work.



### **SUBJECT TITLE: Creative Drawing-I (Practical)**

L-Lecture

T-Tutorial

P-Practical

The Breakup for internal evaluation (40Marks) is as follows:

1. Mid Semester Exams: 20
2. Assignment: 10
3. Attendance: 5
4. Class Participation: 5

Note: For Evaluation scheme ordinance number 8 "Regulation for Academic Evaluation" RIMT University.

**SUBJECT CODE: BFAP4706**  
**SEMESTER: VII**  
**CONTACT HOURS/WEEK:**

Lecture (L)	Tutorial (T)	Practical (P)	Credit (C)
0	0	6	3

**Internal Assessment: 60**

**End Term Exam: 40**

**Duration of Exam; 6 Hrs**

**Objective and outcome of course:** This subject will impart knowledge about complete aspect of creative drawing and painting as a whole subject

**CO1:** This subject will impart knowledge about complete aspect of creative drawing and painting as a whole subject.

**CO2:** Perform some of common & unique values/knowledge of creative drawings explained in the paper simultaneously to meet professional requirements.

**CO3:** Implement the sound techniques of Creative Drawing & Still Life and practical concepts and understanding in their practical work.

**CO4** Practice critical thinking and analysis by examining and discussing various styles and approaches to drawing.

**Contents of Syllabus:**

Sr. No	Contents	Contact Hours
<b>UNIT-I</b>	Study from objects, animals, and nature and human figures. Study of human head. Study of human figure groups	
<b>UNIT-II</b>	Study from objects, animals, and nature and human figures. Study of human head. Study of human figure groups	
<b>UNIT-III</b>	Study from objects, animals, and nature and human figures. Study of human head. Study of human figure groups	
<b>UNIT-IV</b>	Study from objects, animals, and nature and human figures. Study of human head. Study of human figure groups	

**Recommended Books:**

- How to draw what you see by Rudy De Reyna
- Dynamic Composition by William F Powell
- The Elements and Principles of Composition for Drawing and Painting by John Bollenacher

L-Lecture

T-Tutorial

P-Practical

The Breakup for internal evaluation (40Marks) is as follows:


1. Mid Semester Exams: 20
2. Assignment: 10
3. Attendance: 5
4. Class Participation: 5

Note: For Evaluation scheme ordinance number 8 “Regulation for Academic Evaluation” RIMT University.

- Pictorial Composition (Composition in Art) (Dover Art Instruction) by Henry Rankin Poore
- The Simple Secret to Better Painting: How to immediately improve your work with one Rule of Composition.
- Mastering Composition: Technique and Principles to Dramatically Improve Your Painting by Iran Roberts
- The Painter's Secret Geometry: A Study of Composition in Art by Charles Bouleau
- Art Fundamentals: Clour, Light, Composition, Anatomy, Perspective, and Depth by Gilles Beloeil

### **Instruction of Question Paper setter**

- The examiner will evaluate the work of examinee on the last day of the examination and if the examiner did not turn up on the last day, the art work will be kept in sealed lock custody and as and when the examiner comes as his/her convenient date can evaluate the practical paper.
- Board of internal Examiner (Chairman, Internal and nominee of chairman) will evaluate the Sessional work.



L-Lecture

T-Tutorial

P-Practical

The Breakup for internal evaluation (40Marks) is as follows:

1. Mid Semester Exams: 20
2. Assignment: 10
3. Attendance: 5
4. Class Participation: 5

Note: For Evaluation scheme ordinance number 8 "Regulation for Academic Evaluation" RIMT University.



**SUBJECT TITLE: Nature Study (Practical)**

**SUBJECT CODE: BFAP4707**

**SEMESTER: VII**

**CONTACT HOURS/WEEK:**

Lecture (L)	Tutorial (T)	Practical (P)	Credit (C)
0	0	6	3

**Internal Assessment: 60**

**End Term Exam: 40**

**Duration of Exam; 6 Hrs**

**Objective and outcome of course:** This subject will impart knowledge about complete aspect of Nature study as the whole subject.

**CO1:** This subject will impart knowledge about complete aspect of Nature study as the whole subject.

**CO2:** Students have to move around the campus to find a location for their work and increase their ability to find a location for their work.

**CO3:** Advised to draw landscapes with sky, buildings, trees, pathways, and natural objectivities of textural differences in their picture.

**CO4** Study the scientific principles that govern the natural world, including ecology, biology, and geology, and integrate this knowledge into artistic practice.

### Contents of Syllabus:

Sr. No	Contents	Contact Hours
UNIT-I	Natural scenery such as <a href="#">mountains</a> , <a href="#">valleys</a> , <a href="#">trees</a> , <a href="#">rivers</a> , and <a href="#">forests</a> , especially where the main subject is a wide view with its elements arranged into a coherent composition.	
UNIT-II	Natural scenery such as <a href="#">mountains</a> , <a href="#">valleys</a> , <a href="#">trees</a> , <a href="#">rivers</a> , and <a href="#">forests</a> , especially where the main subject is a wide view with its elements arranged into a coherent composition.	
UNIT-III	Natural scenery such as <a href="#">mountains</a> , <a href="#">valleys</a> , <a href="#">trees</a> , <a href="#">rivers</a> , and <a href="#">forests</a> , especially where the main subject is a wide view with its elements arranged into a coherent composition.	
UNIT-IV	Natural scenery such as <a href="#">mountains</a> , <a href="#">valleys</a> , <a href="#">trees</a> , <a href="#">rivers</a> , and <a href="#">forests</a> , especially where the main subject is a wide view with its elements arranged into a coherent composition.	

### Recommended Books:

L-Lecture

T-Tutorial

P-Practical

The Breakup for internal evaluation (40Marks) is as follows:


1. Mid Semester Exams: 20
2. Assignment: 10
3. Attendance: 5
4. Class Participation: 5

Note: For Evaluation scheme ordinance number 8 "Regulation for Academic Evaluation" RIMT University.

- Handbook of Nature Study by Anna Botsford Comstock
- Keeping A Nature Journal by Clare Walker Leslie
- Landscape Drawing in Pencil by Frank M. Rines
- Fantasy Landscapes and Cityscapes by Rob Alexander
- Drawing Scenery: Landscapes by Jack Hamm
- Landscape in Coloured Pencils by Eileen Sorg
- Drawing from Nature by Jim Arnosky

**Instruction of Question Paper setter**

- The examiner will evaluate the work of examinee on the last day of the examination and if the examiner did not turn up on the last day, the art work will be kept in sealed lock custody and as and when the examiner comes as his/her convenient date can evaluate the practical paper.
- Board of internal Examiner (Chairman, Internal and nominee of chairman) will evaluate the Sessional work.



L-Lecture

T-Tutorial

P-Practical

The Breakup for internal evaluation (40Marks) is as follows:

1. Mid Semester Exams: 20
2. Assignment: 10
3. Attendance: 5
4. Class Participation: 5

Note: For Evaluation scheme ordinance number 8 “Regulation for Academic Evaluation” RIMT University.

**SUBJECT TITLE: Integrated Project-VII (Generic Subject)**

**SUBJECT CODE: BFAP4708**

**SEMESTER: VII**

**CONTACT HOURS/WEEK:**

Lecture (L)	Tutorial (T)	Practical (P)	Credit (C)
0	0	2	1

**Internal Assessment: 60**

**End Term Exam: 40**

**Duration of Exam; 3 Hrs**

**Objective and outcome of course:** Develop their own style and technique and learn how to express their views about their own style.

**CO1:** Develop their own style and technique and learn how to express their views about their own style.

**CO2:** The students have extended their experience in prioritizing needs when integrating projects with competing objectives.

**CO3:** Ability to exhibit and present their art works in professional manner.

**CO4:** Building a portfolio of artwork to showcase progress and development throughout the course.

### Contents of Syllabus:

Sr. No	Contents	Contact Hours
<b>UNIT-I</b>	Attend Art Exhibitions	
<b>UNIT-II</b>	Attend workshops and Industrial visit	
<b>UNIT-III</b>	Submit Portfolio of session work	
<b>UNIT-IV</b>	To Report will be submitted on given subjects on month prior to the end of the session on pervious paintings.	

L-Lecture

T-Tutorial

P-Practical

The Breakup for internal evaluation (40Marks) is as follows:

1. Mid Semester Exams: 20
2. Assignment: 10
3. Attendance: 5
4. Class Participation: 5

Note: For Evaluation scheme ordinance number 8 "Regulation for Academic Evaluation" RIMT University.

**Recommended Books:**

**Instruction of Question Paper setter**

- (i) Exhibition of his/her own art work done during 1st and 2nd Semester. Exhibition will be conducted at the end of semester.
- (ii) Review about art exhibitions.

**SUBJECT TITLE: History & Appreciation of Art- IV (Theory)**  
**SUBJECT CODE: BFAP4801**  
**SEMESTER: VIII**  
**CONTACT HOURS/WEEK:**

Lecture (L)	Tutorial (T)	Practical (P)	Credit (C)
2	0	0	2

**Internal Assessment: 40**

**End Term Exam: 60**

**Duration of Exam; 3 Hrs**

**Objective and outcome of course:** To make students aware about History of Western with special reference of painting theme and technique etc.

**CO1:** To make students aware about History of Modern Indian art with special reference of painting theme and technique etc.

**CO2:** Basic introduction to Modern Indian art from Pre Independence era, focusing on Bengal School, Madras and south group ,Delhi shilpi chakra ,Baroda group, Narrative group etc.

**CO3:** Understanding the language of Modern Indian Art in sociological, political and other contexts and using it accordingly.

**CO4:**Students will be able to analyze the style and themes of the art produced by the Calcutta Group and the impact it had on Indian art.

**Contents of Syllabus:**

Sr. No	Contents	Contact Hours
--------	----------	---------------

L-Lecture

T-Tutorial

P-Practical

The Breakup for internal evaluation (40Marks) is as follows:

1. Mid Semester Exams: 20
2. Assignment: 10
3. Attendance: 5
4. Class Participation: 5

Note: For Evaluation scheme ordinance number 8 “Regulation for Academic Evaluation” RIMT University.

<b>UNIT-I</b>	Bengal School of Art: Ravindra nath Tagore, Abinder Nath Tagore, Gagnider Nath Tagore, Nand lal Bose Progressive Artist Group: M. F. Hussain, S.H. Raza, F. N. Souza	
<b>UNIT-II</b>	Calcutta Group Paritosh Sen, Bikash Bhattacharya, Prodosh Das Gupta	
<b>UNIT-III</b>	Madras and South: KCS Panniker, Sultan Ali, Nandagopal, PT Reddy	
<b>UNIT-IV</b>	Delhi Shilpi Chakra, Group 1890 & Narrative Group, Baroda Independent developments and some contemporary trends in Contemporary Indian Art.	

### Recommended Books:

- Bhartiya Chitra Kala Ka Itihas- Vachaspati Gairola.
- Bartiya Chitrakala Ka Itihas- Avinash Bahadur verma.
- Rupa prada Kala Ke Muladhar- R. A. agrawal and S. K. Sharma
- Bhartiya Murtikala\_ Ramanath Mishra.
- Bhartiya Kala- A. L. Srivastava.
- Bhartiya Chitrangan- R. K. Vishwakarma.
- Arts and Architecture of India - Benjamin Rowland
- History of Indian Art - Haumtington
- Indian Sculpture - SteHakramrisch
- A History of far Eastern Art - Thames and Hudson

### Instruction of Question Paper setter

Question Paper is divided into three sections. In which first question is compulsory. The detail of all sections mentioned below.

Section A: The candidates are required to attempt all the twelve MCQs and each question carrying one mark.  $12 \times 1 = 12$

Section B: The candidates are required to attempt six out of eight questions and each question is carrying four marks.  $6 \times 4 = 24$

Section C: The candidates are required to attempt three out of four questions and each question carrying eight marks.  $3 \times 8 = 24$

L-Lecture


T-Tutorial

P-Practical

The Breakup for internal evaluation (40Marks) is as follows:

1. Mid Semester Exams: 20
2. Assignment: 10
3. Attendance: 5
4. Class Participation: 5

Note: For Evaluation scheme ordinance number 8 “Regulation for Academic Evaluation” RIMT University.



**SUBJECT TITLE: Aesthetics-VI (Theory)**  
**SUBJECT CODE: BFAP4802**  
**SEMESTER: VIII**  
**CONTACT HOURS/WEEK:**

Lecture (L)	Tutorial (T)	Practical (P)	Credit (C)
2	0	0	2

**Internal Assessment: 40**

**End Term Exam: 60**

**Duration of Exam; 3 Hrs**

**Objective and outcome of course:** The aim of the subject is to introduce the students to the role of Aesthetics in life which will guide him to explore the nature of [art](#), [beauty](#), and [taste](#), with the creation and appreciation of beauty. This will further help the student in understanding the [judgments](#) of [sentiments](#).

**CO1:** The aim of the subject is to introduce the students to the role of Aesthetics in life which will guide him to explore the nature of [art](#), [beauty](#), and [taste](#), with the creation and appreciation of beauty.

L-Lecture

T-Tutorial

P-Practical

The Breakup for internal evaluation (40Marks) is as follows:

1. Mid Semester Exams: 20
2. Assignment: 10
3. Attendance: 5
4. Class Participation: 5

Note: For Evaluation scheme ordinance number 8 “Regulation for Academic Evaluation” RIMT University.

**CO2:** This will further help the student in understanding the [judgments](#) of [sentiments](#).

**CO3:** Student shall be acquainted with art form an expansive viewpoint.

**CO4** These are theoretical concepts that relate to how we experience art. Psychological distance refers to the psychological space between the viewer and the artwork, while empathy relates to the viewer's ability to understand and identify with the emotions expressed in the artwork.

### Contents of Syllabus:

Sr. No	Contents	Contact Hours
<b>UNIT-I</b>	Theories related to works of Art: Form & Content, Organic structure, Expressiveness	
<b>UNIT-II</b>	Marx, Croce, Herbert Read, Art & Society	
<b>UNIT-III</b>	Globalization in Art, Art and Environment	
<b>UNIT-IV</b>	Psychical Distance, Empathy, Pleasure, Anti-Aesthetics and Art	

### Recommended Books:

- Aesthetic meaning – Rekha Jhanji
- Philosophy of Art (Foundations of Philosophy series)
- Comparative Aesthetics: Eastern & Western – G. Hanumantha Rao and DVK Murthy
- Philosophy of Art – Aldrich Virgil
- Aesthetics from classical Greece to the present: A Short History – Monsore C. Beardsley.
- Art as Experience – John Dewey.
- Introductory Readings in Aesthetics – Hospers John.
- Art and Illusion – E. H. Gombrick.
- Ideals and Idols – E.H. Gombrick.
- Ways of World Making – Nelson Goodman.
- Critical Theory – Pyne
- Truth in Painting – Jaques Devida.
- Approaches to Indian Art – Nihar Ranjan Ray
- Idea and Images – Nihar Rangan Ray.
- Aesthetic Theory and Art – Ranjan K. Ghosh
- Mimesis as Make – Believe – Aurther Danto

L-Lecture

T-Tutorial

P-Practical

The Breakup for internal evaluation (40Marks) is as follows:

1. Mid Semester Exams: 20
2. Assignment: 10
3. Attendance: 5
4. Class Participation: 5

Note: For Evaluation scheme ordinance number 8 “Regulation for Academic Evaluation” RIMT University.

### Instruction of Question Paper setter

Question Paper is divided into three sections. In which first question is compulsory. The detail of all sections mentioned below.

Section A: The candidates are required to attempt all the twelve MCQs and each question carrying one mark.  $12 \times 1 = 12$

Section B: The candidates are required to attempt six out of eight questions and each question is carrying four marks.  $6 \times 4 = 24$

Section C: The candidates are required to attempt three out of four questions and each question carrying eight marks.  $3 \times 8 = 24$



**SUBJECT TITLE: Method and Materials-VI (Theory)**

**SUBJECT CODE: BFAP4803**

**SEMESTER: VIII**

**CONTACT HOURS/WEEK:**

Lecture (L)	Tutorial (T)	Practical (P)	Credit (C)
2	0	0	2

**Internal Assessment: 40**

**End Term Exam: 60**

**Duration of Exam; 3 Hrs**

L-Lecture

T-Tutorial

P-Practical

The Breakup for internal evaluation (40Marks) is as follows:

1. Mid Semester Exams: 20
2. Assignment: 10
3. Attendance: 5
4. Class Participation: 5

Note: For Evaluation scheme ordinance number 8 "Regulation for Academic Evaluation" RIMT University.



**Objective and outcome of course:** The substances or materials used in the creation of a work of art, as well as any production or manufacturing techniques, processes, or methods incorporated in its fabrication. This information includes a description of both the materials used to create the work and the way in which they were put together.

**CO1:** The substances or materials used in the creation of a work of art, as well as any production or manufacturing techniques, processes, or methods incorporated in its fabrication.

**CO2:** This information includes a description of both the materials used to create the work and the way in which they were put together.

**CO3:** This course will provide the knowledge and facts about the different mediums.

**CO4** Critique and analyze artwork in a thoughtful and constructive manner.

**Contents of Syllabus:**

Sr. No	Contents	Contact Hours
UNIT-I	Introduction to Mural- Fresco Buono, Fresco Secco, Mosaic method: direct and indirect method, distemper and application of various techniques	
UNIT-II	Print making media- Silk-screen, Etching- Mezzotint, Aquatint, Lithography, woodcut, Lino cut	
UNIT-III	Photography: Manual & Digital, New Media- Video, Sound etc, Software's like Photoshop	
UNIT-IV	Photography: Manual & Digital, New Media- Video, Sound etc, Software's like Coral Draw	

**Recommended Books:**

- A handbook of method and Material – Ray Smith

**Instruction of Question Paper setter**

Question Paper is divided into three sections. In which first question is compulsory. The detail of all sections mentioned below.

Section A: The candidates are required to attempt all the twelve MCQs and each question carrying one mark.  $12 * 1 = 12$

Section B: The candidates are required to attempt six out of eight questions and each question is carrying four marks.  $6 * 4 = 24$

L-Lecture

T-Tutorial

P-Practical

The Breakup for internal evaluation (40Marks) is as follows:

1. Mid Semester Exams: 20
2. Assignment: 10
3. Attendance: 5
4. Class Participation: 5

Note: For Evaluation scheme ordinance number 8 "Regulation for Academic Evaluation" RIMT University.

Section C: The candidates are required to attempt three out of four questions and each question carrying eight marks.  $3 \times 8 = 24$



L-Lecture

T-Tutorial

P-Practical

The Breakup for internal evaluation (40Marks) is as follows:

1. Mid Semester Exams: 20
2. Assignment: 10
3. Attendance: 5
4. Class Participation: 5

Note: For Evaluation scheme ordinance number 8 "Regulation for Academic Evaluation" RIMT University.

**SUBJECT TITLE: Communication Skills – II (Practical)**

**SUBJECT CODE: BFAP4804**

**SEMESTER: VIII**

**CONTACT HOURS/WEEK:**

Lecture (L)	Tutorial (T)	Practical (P)	Credit (C)
0	0	2	1

**Internal Assessment: 40**

**End Term Exam: 60**

**Duration of Exam; 3 Hrs**

**Objective and outcome of course:** To equip the students with Professional communication skills needed in professional/academic world and to inculcate human/ethical values in them. This course is designed to make student conversant with the basic forms, formats and techniques of Professional communication skills.

**CO1** Developing effective letter writing skills, including knowledge of formats and language, as well as the ability to write different types of letters such as personal, business, applications, thanks, invitation, condolence, requests, and complaints, and understanding email etiquette

**CO2** Understanding the nature, importance, and role of communication, including the communication process and the various barriers and gateways to effective communication.

**CO3** Developing effective group communication skills, including features of fluent speech, regular practice, role-play, extempore-situational conversations, greetings, requests, demands, instructions, and enquiries.

**CO4** Developing report writing and essay writing skills.

**Contents of Syllabus:**

Sr. No	Contents	Contact Hours
<b>UNIT-I</b>	Communication through Art & design; Group Discussion – Introduction, communication skills in GD, Do's & Dont's of GD.	5
<b>UNIT-II</b>	Interview Skills- Purpose of Interview, Various types of Interview, Do's & Dont's of Interview; Presentation & Public Speaking Skills – Planning and Techniques of Presentation, Presentation in front of class; Telephone Skills	8
<b>UNIT-III</b>	Listening comprehension ; Professional writing skills : Job Applications, Resume writing & E-mail Writing	5

L-Lecture

T-Tutorial

P-Practical

The Breakup for internal evaluation (40Marks) is as follows:

1. Mid Semester Exams: 20
2. Assignment: 10
3. Attendance: 5
4. Class Participation: 5

Note: For Evaluation scheme ordinance number 8 “Regulation for Academic Evaluation” RIMT University.

<b>UNIT-IV</b>	Work Place Success : Language Etiquette, Professional Etiquette, Professional relationship, Leadership & Team Management, Time Management & Stress Management	7
----------------	---	---

**Recommended Books:**

- Facing Job Interviews by Marry Stella, Lotus Press Publishers
- Soft Skills by Gajendra S. Chauhan and Sangeeta Sharma , Wiley Publications
- Business Communication by Varinder Kumar and Bodh Raj
- Personality Development and soft Skills by Achhru Singh and Dharminder Singh Ubha
- Business Communication by M.K. Sehgal and Vandana KhetarpalLesikar



L-Lecture

T-Tutorial

P-Practical

The Breakup for internal evaluation (40Marks) is as follows:

1. Mid Semester Exams: 20
2. Assignment: 10
3. Attendance: 5
4. Class Participation: 5

Note: For Evaluation scheme ordinance number 8 “Regulation for Academic Evaluation” RIMT University.

**SUBJECT TITLE: Creative Composition (Practical)**

**SUBJECT CODE: BFAP4805**

**SEMESTER: VIII**

**CONTACT HOURS/WEEK:**

Lecture (L)	Tutorial (T)	Practical (P)	Credit (C)
0	0	6	3

**Internal Assessment: 60**

**End Term Exam: 40**

**Duration of Exam; 6 Hrs**

**Objective and outcome of course:** This subject will impart knowledge about complete aspect of creative drawing and painting as a whole subject.

**CO1:** This subject will impart knowledge about complete aspect of creative drawing and painting as a whole subject.

**CO2:** Perform some of common & unique values/knowledge of Composition Painting taught during the course simultaneously to meet professional requirements.

**CO3:** Understanding of materials and possibility towards individual artistic expression.

**CO4:** Develop the ability to express complex ideas and emotions through painting, using personal style and visual language, and develop a distinctive artistic voice.

### Contents of Syllabus:

Sr. No	Contents	Contact Hours
<b>UNIT-I</b>	Advancement of previous experience towards a complete pictorial interpretation, theme and expression of mood, symbolism, dramatization, distortion for emotional effect. Projects with emphasis on independent creative work.	
<b>UNIT-II</b>	Advancement of previous experience towards a complete pictorial interpretation, theme and expression of mood, symbolism,	

L-Lecture

T-Tutorial

P-Practical

The Breakup for internal evaluation (40Marks) is as follows:

1. Mid Semester Exams: 20
2. Assignment: 10
3. Attendance: 5
4. Class Participation: 5

Note: For Evaluation scheme ordinance number 8 "Regulation for Academic Evaluation" RIMT University.

	dramatization, distortion for emotional effect. Projects with emphasis on independent creative work.	
<b>UNIT-III</b>	Advancement of previous experience towards a complete pictorial interpretation, theme and expression of mood, symbolism, dramatization, distortion for emotional effect. Projects with emphasis on independent creative work.	
<b>UNIT-IV</b>	Advancement of previous experience towards a complete pictorial interpretation, theme and expression of mood, symbolism, dramatization, distortion for emotional effect. Projects with emphasis on independent creative work.	

**Recommended Books:**

- How to draw what you see by Rudy De Reyna
- Dynamic Composition by William F Powell
- The Elements and Principles of Composition for Drawing and Painting by John Bollenacher
- Pictorial Composition (Composition in Art) (Dover Art Instruction) by Henry Rankin Poore
- The Simple Secret to Better Painting: How to immediately improve your work with one Rule of Composition.
- Mastering Composition: Technique and Principles to Dramatically Improve Your Painting by Iran Roberts
- The Painter’s Secret Geometry: A Study of Composition in Art by Charles Bouleau
- Art Fundamentals: Clour, Light, Composition, Anatomy, Perspective, and Depth by Gilles Beloeil

**Instruction of Question Paper setter**

- The examiner will evaluate the work of examinee on the last day of the examination and if the examiner did not turn up on the last day, the art work will be kept in sealed lock custody and as and when the examiner comes as his/her convenient date can evaluate the practical paper.
- Board of internal Examiner (Chairman, Internal and nominee of chairman) will evaluate the Sessional work.

L-Lecture

T-Tutorial

P-Practical

The Breakup for internal evaluation (40Marks) is as follows:

1. Mid Semester Exams: 20
2. Assignment: 10
3. Attendance: 5
4. Class Participation: 5

Note: For Evaluation scheme ordinance number 8 “Regulation for Academic Evaluation” RIMT University.

**SUBJECT TITLE: Creative Drawing-II (Practical)**

**SUBJECT CODE: BFAP4806**

**SEMESTER: VIII**

**CONTACT HOURS/WEEK:**

Lecture (L)	Tutorial (T)	Practical (P)	Credit (C)
0	0	6	3

**Internal Assessment: 60**

**End Term Exam: 40**

**Duration of Exam; 6 Hrs**

**Objective and outcome of course:** This subject will impart knowledge about complete aspect of creative drawing and painting as a whole subject

**CO1:** This subject will impart knowledge about complete aspect of creative drawing and painting as a whole subject.

**CO2:** Perform some of common & unique values/knowledge of creative drawings explained in the paper simultaneously to meet professional requirements.

**CO3:** Implement the sound techniques of Creative Drawing & Still Life and practical concepts and understanding in their practical work.

**CO4:** Practice critical thinking and analysis by examining and discussing various styles and approaches to drawing.

### **Contents of Syllabus:**

L-Lecture

T-Tutorial

P-Practical

The Breakup for internal evaluation (40Marks) is as follows:

1. Mid Semester Exams: 20
2. Assignment: 10
3. Attendance: 5
4. Class Participation: 5

Note: For Evaluation scheme ordinance number 8 “Regulation for Academic Evaluation” RIMT University.

Sr. No	Contents	Contact Hours
UNIT-I	Study from objects, animals, and nature and human figures. Study of human head. Study of human figure groups	
UNIT-II	Study from objects, animals, and nature and human figures. Study of human head. Study of human figure groups	
UNIT-III	Study from objects, animals, and nature and human figures. Study of human head. Study of human figure groups	
UNIT-IV	Study from objects, animals, and nature and human figures. Study of human head. Study of human figure groups	

### Recommended Books:

- How to draw what you see by Rudy De Reyna
- Dynamic Composition by William F Powell
- The Elements and Principles of Composition for Drawing and Painting by John Bollenacher
- Pictorial Composition (Composition in Art) (Dover Art Instruction) by Henry Rankin Poore
- The Simple Secret to Better Painting: How to immediately improve your work with one Rule of Composition.
- Mastering Composition: Technique and Principles to Dramatically Improve Your Painting by Iran Roberts
- The Painter's Secret Geometry: A Study of Composition in Art by Charles Bouleau
- Art Fundamentals: Clour, Light, Composition, Anatomy, Perspective, and Depth by Gilles Beloeil

### Instruction of Question Paper setter

- The examiner will evaluate the work of examinee on the last day of the examination and if the examiner did not turn up on the last day, the art work will be kept in sealed lock custody and as and when the examiner comes as his/her convenient date can evaluate the practical paper.
- Board of internal Examiner (Chairman, Internal and nominee of chairman) will evaluate the Sessional work.

L-Lecture

T-Tutorial

P-Practical

The Breakup for internal evaluation (40Marks) is as follows:

1. Mid Semester Exams: 20
2. Assignment: 10
3. Attendance: 5
4. Class Participation: 5

Note: For Evaluation scheme ordinance number 8 "Regulation for Academic Evaluation" RIMT University.



**SUBJECT TITLE: Nature Study-II (Practical)**  
**SUBJECT CODE: BFAP4807**  
**SEMESTER: VIII**  
**CONTACT HOURS/WEEK:**

Lecture (L)	Tutorial (T)	Practical (P)	Credit (C)
0	0	6	3

**Internal Assessment: 60**  
**End Term Exam: 40**  
**Duration of Exam; 6 Hrs**

**Objective and outcome of course:** This subject will impart knowledge about complete aspect of Nature study as the whole subject.

**CO1:** This subject will impart knowledge about complete aspect of Nature study as the whole subject.

**CO2:** students have to move around the campus to find a location for their work and increase their ability to find a location for their work.

**CO3:** Advised to draw a nature study with a building or portion of building in it.

**CO4** Study the scientific principles that govern the natural world, including ecology, biology, and geology, and integrate this knowledge into artistic practice.

L-Lecture

T-Tutorial

P-Practical

The Breakup for internal evaluation (40Marks) is as follows:

1. Mid Semester Exams: 20
2. Assignment: 10
3. Attendance: 5
4. Class Participation: 5

Note: For Evaluation scheme ordinance number 8 “Regulation for Academic Evaluation” RIMT University.

**Contents of Syllabus:**

Sr. No	Contents	Contact Hours
UNIT-I	Natural scenery such as <a href="#">mountains</a> , <a href="#">valleys</a> , <a href="#">trees</a> , <a href="#">rivers</a> , and <a href="#">forests</a> , especially where the main subject is a wide view with its elements arranged into a coherent composition.	
UNIT-II	Natural scenery such as <a href="#">mountains</a> , <a href="#">valleys</a> , <a href="#">trees</a> , <a href="#">rivers</a> , and <a href="#">forests</a> , especially where the main subject is a wide view with its elements arranged into a coherent composition.	
UNIT-III	Natural scenery such as <a href="#">mountains</a> , <a href="#">valleys</a> , <a href="#">trees</a> , <a href="#">rivers</a> , and <a href="#">forests</a> , especially where the main subject is a wide view with its elements arranged into a coherent composition.	
UNIT-IV	Natural scenery such as <a href="#">mountains</a> , <a href="#">valleys</a> , <a href="#">trees</a> , <a href="#">rivers</a> , and <a href="#">forests</a> , especially where the main subject is a wide view with its elements arranged into a coherent composition.	

**Recommended Books:**

- Handbook of Nature Study by Anna Botsford Comstock
- Keeping A Nature Journal by Clare Walker Leslie
- Landscape Drawing in Pencil by Frank M. Rines
- Fantasy Landscapes and Cityscapes by Rob Alexander
- Drawing Scenery: Landscapes by Jack Hamm
- Landscape in Coloured Pencils by Eileen Sorg
- Drawing from Nature by Jim Arnosky

**Instruction of Question Paper setter**

- The examiner will evaluate the work of examinee on the last day of the examination and if the examiner did not turn up on the last day, the art work will be kept in sealed lock custody and as and when the examiner comes as his/her convenient date can evaluate the practical paper.
- Board of internal Examiner (Chairman, Internal and nominee of chairman) will evaluate the Sessional work

L-Lecture

T-Tutorial

P-Practical

The Breakup for internal evaluation (40Marks) is as follows:

1. Mid Semester Exams: 20
2. Assignment: 10
3. Attendance: 5
4. Class Participation: 5

Note: For Evaluation scheme ordinance number 8 “Regulation for Academic Evaluation” RIMT University.



**SUBJECT TITLE: Integrated Project-VIII (Generic Subject)**

**SUBJECT CODE: BFAP4808**

**SEMESTER: VIII**

**CONTACT HOURS/WEEK:**

Lecture (L)	Tutorial (T)	Practical (P)	Credit (C)
0	0	2	1

**Internal Assessment: 60**

**End Term Exam: 40**

**Duration of Exam; 3 Hrs**

**Objective and outcome of course:** Develop their own style and technique and learn how to express their views about their own style.

L-Lecture

T-Tutorial

P-Practical

The Breakup for internal evaluation (40Marks) is as follows:

1. Mid Semester Exams: 20
2. Assignment: 10
3. Attendance: 5
4. Class Participation: 5

Note: For Evaluation scheme ordinance number 8 “Regulation for Academic Evaluation” RIMT University.

- CO1:** Develop their own style and technique and learn how to express their views about their own style.  
**CO2:** The students are able to contribute to innovative thinking and to innovation processes.  
**CO3:** The students have extended their experience in prioritizing needs when integrating projects with competing objectives.  
**CO4:** Building a portfolio of artwork to showcase progress and development throughout the course.

**Contents of Syllabus:**

Sr. No	Contents	Contact Hours
<b>UNIT-I</b>	Attend Art Exhibitions	
<b>UNIT-II</b>	Attend workshops and Industrial visit	
<b>UNIT-III</b>	Submit Portfolio of session work	
<b>UNIT-IV</b>	To Report will be submitted on given subjects on month prior to the end of the session on pervious paintings.	

**Recommended Books:**

**Instruction of Question Paper setter**

- (i) Exhibition of his/her own art work done during 1st and 2nd Semester. Exhibition will be conducted at the end of semester.
- (ii) Review about art exhibitions.

L-Lecture

T-Tutorial

P-Practical

The Breakup for internal evaluation (40Marks) is as follows:

1. Mid Semester Exams: 20
2. Assignment: 10
3. Attendance: 5
4. Class Participation: 5

Note: For Evaluation scheme ordinance number 8 “Regulation for Academic Evaluation” RIMT University.